



JAW CRUSHER BB 400

Ergonomic handling and large feed size

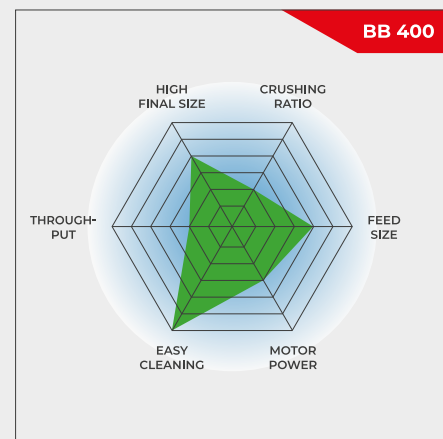
The Jaw Crusher BB 400 is specifically designed for accepting large feed sizes up to 220 x 90 mm. The gap width can be set stepless from 0-30 mm. Depending on the sample material, particle sizes down to 2 mm can be obtained, resulting in a crushing ratio of 50. A throughput of up to 400 kg/h is possible with the BB 400.

The RETSCH jaw crusher series is available in 8 different sizes. Throughput and final fineness depend on the crusher type, selected gap width and breaking properties of the sample material.

Robust design, simple handling and cleaning are the features of the RETSCH jaw crusher models. Small amounts of sample are processed batchwise; for larger amounts the crushers can be operated continuously.

ROBUST & VERSATILE

- | Front door facilitates cleaning of crushing chamber
- | Infinite/continuous gap width setting
- | Wide range of materials for contamination free grinding
- | Collecting receptacle with outlet for continuous operation
- | Connector for dust extraction
- | Scale indicates jaw wear
- | Selection of hoppers for specific applications



Ergonomic handling and large feed size


JAW CRUSHER BB 400

SUPERIORITY IN DETAIL

For sample amounts up to 10 l, the BB 400 is used batchwise; for larger volumes it can be operated continuously. Thanks to the modular concept of the housing and frame, this jaw crusher is suitable for a wide range of applications.

A front door gives direct access to the crushing chamber at a perfect height for ergonomic and easy cleaning. The feed hopper with splash-back protection can be removed quickly and easily. The BB 400 has a connection for dust extraction and is protected against mechanical overload. A scale indicates the wear of the breaking jaws, informing the user when it is time for an exchange.

The crushing chamber is available in 5 different materials to ensure neutral-to-analysis sample preparation. The technical and safety features make this jaw crusher ideally suited for sample preparation in laboratories and for small scale production.



Front door allows for easy cleaning




Connection for dust extraction

ACCESSORIES FOR THE JAW CRUSHER BB 400

BREAKING JAWS

Breaking jaws and wearing plates are available in five different materials to be selected depending on the sample and the analysis to be carried out:

- | manganese steel
- | stainless steel
- | tungsten carbide
- | steel for heavy-metal free grinding
- | NiHard4 steel



HOPPER TYPES

Three hopper types are available for the BB 400 jaw crusher.

The standard hopper can be optionally equipped with a special infeed hopper. This additional hopper can be placed on a table for loading up to 10 l of sample material. By attaching it to the standard hopper with a connection rod, the sample is fed into the BB 400 with the help of a manual pusher.

A special hopper is available for quick and easy feeding of drill cores or large amounts of bulk material. The cover can be closed to serve as splash back protection.



COLLECTING VESSELS

In addition to the standard receptacle which accepts sample amounts up to 10 l, two options are available.

For continuous operation the collection funnel with outlet is the ideal choice.

The large volume receptacle accepts up to 26 liter of sample and comes with a flexible connection flange and a carrier on wheels. This version is the best choice for dust-free operation.



JAW CRUSHER BB 400

TYPICAL SAMPLE MATERIALS

RETSCH's powerful jaw crushers are ideally suited for preliminary crushing of construction materials, ores, granite, oxide ceramics, quartz, slag, silicon, coal, tungsten alloys, cement clinker, etc.



cement clinker



ceramics



catalysts



drill core

To find the best solution for your sample preparation task, visit our application database.


JAW CRUSHER BB 400

FUNCTIONAL PRINCIPLE

The Jaw Crusher BB 400 is a robust and powerful forced-feed crusher. The feed material passes through the no-rebound hopper and enters the crushing chamber.

Size reduction takes place in the wedge shaped area between the fixed crushing arm and one moved by an eccentric drive shaft. The elliptical motion crushes the sample which is moved towards the crushing gap under gravity.

As soon as the sample is smaller than the discharge gap width, it falls into a removable collector within the jaw crusher. The continuous gap width setting with scale ensures optimum size reduction in accordance with the set gap width.



[Click to view video](#)

JAW CRUSHER BB 400

FUNCTIONAL PRINCIPLE

Applications	coarse and pre-crushing
Field of application	chemistry / plastics, construction materials, engineering / electronics, environment / recycling, geology / metallurgy, glass / ceramics
Feed material	medium-hard, hard, brittle, tough
Size reduction principle	pressure
Material feed size*	< 220 x 90 mm
Final fineness*	< 2 mm
Throughput*	400 kg/h
Material of grinding tools	manganese steel, tungsten carbide, steel for heavy-metal free grinding, NiHard4
Jaw width	220 x 90 mm
Gap width setting	0 - 30 mm
Gap width display	Scale
Zero point adjustment	yes
Wearing rate display	yes, up to minus 10 mm
Removable hopper	yes
Dust extraction unit	yes
Central lubrication	no
Process line version	Optional
Collector capacity	10 l
Base frame	vario frame (adjustable for continuous crushing)
Drive	3-phase motor
Drive power	5.5 kW
Electrical supply data	different voltages
Power connection	3-phase
Protection code	IP 55
W x H x D closed	695 x 1399 x 719 mm
Net weight	~ 400 kg
Standards	CE

*depending on feed material and instrument configuration/settings

www.retsch.com/bb400

ORDER DATA

JAW CRUSHER BB 400

Jaw Crusher BB 400 complete with breaking jaws, wearing plates, door, feed hopper, 10 l collecting receptacle and base frame

				breaking jaws / wearing plates
21.002.0001		BB 400	3~ 400 V, 50 Hz	manganese steel / hardened steel
21.002.0012		BB 400	3~ 400 V, 50 Hz	NiHard 4 / hardened steel
21.002.0002		BB 400	3~ 400 V, 50 Hz	tungsten carbide / hardened steel
21.002.0004		BB 400	3~ 400 V, 50 Hz	heavy metal free steel / heavy metal free steel

other electrical versions available for the same price

CYCLONE FOR BB 400

CYCLONE SET WITH HOLDER, CONNECTING ELEMENT, LID WITH CONNECTOR FOR VACCUUM CLEANER AND SAMPLE OUTLET
(PLEASE ORDER CASSETTE WITH OUTLET SEPERATELY)

22.935.0039	Cyclone set with collecting receptacle 30 l
03.183.0142	Cassette with outlet for use with cyclone
02.605.0420	Adjustable steel connection tubing (316L) for cyclone set
05.707.0208	FDA certified hose, 1.5 m
22.748.0017	Industrial vacuum cleaner Attix, 230 V, 50/60 Hz

ACCESSORIES JAW CRUSHER BB 400

BREAKING JAWS BB 400

23.048.0029	Breaking jaws, manganese steel, 1 pair
23.048.0045	Breaking jaws, NiHard 4, 1 pair
23.048.0030	Breaking jaws, tungsten carbide, 1 pair
23.048.0031	Breaking jaws, heavy metal free steel, 1 pair

other materials available on request

WEARING PLATES BB 400

23.711.0021	Wearing plates, hardened steel, 1 pair
23.711.0020	Wearing plates, tungsten carbide, 1 pair
23.711.0019	Wearing plates, heavy metal free steel, 1 pair

other materials available on request

FURTHER ACCESSORIES BB 400

23.003.0016	Collecting receptacle, standard steel, powder coated, 5 litres
02.054.0058	Collecting receptacle, standard steel, powder coated, 10 litres
23.003.0024	Collecting receptacle, stainless steel, 26 litres complete with connection flange and carrier with wheels
02.785.0226	Collecting funnel with outlet for continuous use, powder coated
23.785.0018	Hopper for drill cores
23.003.0019	Infeed hopper, stainless steel, 10 litres incl. connection rod and manual pusher
03.025.0137	Adapter for vacuum cleaner
01.657.0031	Raised access step