



JAW CRUSHER BB 500

Best combination of power and final fineness

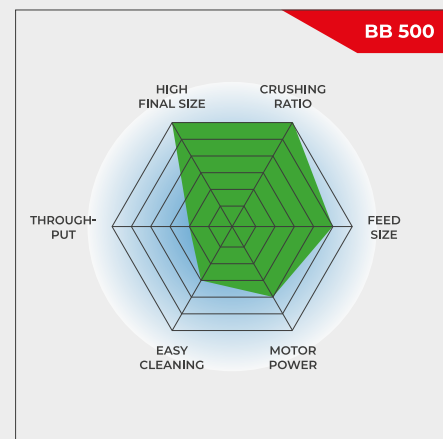
The Jaw Crusher BB 500 is specifically designed for accepting large feed sizes up to 110 mm. The gap width can be set stepless from 0-11 mm. Depending on the sample material, particle sizes down to 0.5 mm can be obtained in one working run, resulting in an excellent crushing ratio of 220. A throughput of up to 500 kg/h is possible with the BB 500.

The RETSCH jaw crusher series is available in 8 different sizes. Throughput and final fineness depend on the crusher type, selected gap width and breaking properties of the sample material.

Robust design, simple handling and cleaning are the features of the RETSCH jaw crusher models. Small amounts of sample are processed batchwise; for larger amounts the crushers can be operated continuously.

ROBUST & VERSATILE

- | Excellent crushing ratio
- | Continuous gap width setting
- | Wide range of materials for contamination free grinding
- | Connector for dust extraction
- | Removable hopper with splash-back protection
- | Longer service life by 180° rotation of the jaws



Best combination of power and final fineness

JAW CRUSHER BB 500

SUPERIORITY IN DETAIL

The BB 500 is a robust and powerful force-fed crusher characterized by its excellent crushing ratio. Thanks to the steep crushing chamber design, the highly effective crushing kinematics and the high frequency of the jaw movement it is possible to process samples with a feed size of up to 110 mm to a final fineness of 90 % below 0.5 mm in one working run.

The continuous gap width setting with scale ensures optimum size reduction in accordance with the set gap width. The receptacle for collecting the sample after crushing keeps up to 15 l sample per batch.

The feed hopper with splash-back protection can be removed quickly and easily. The BB 500 has a connection for dust extraction and is protected against mechanical overload.

Cleaning the crushing chamber is done quickly and easily thanks to removable hopper and exchangeable jaws and wearing plates.



Scale for continuous gap width setting



Jaws and wearing plates can be replaced

PROCESS-LINE VERSION

The BB 500 jaw crusher is also available in versions which are suitable for continuous size reduction in online operation, e. g. for quality control during the production process.

These are supplied without feed hopper and motor protection switch. The voltage of the three-phase AC motor will be selected in accordance with the customer's requirements.




JAW CRUSHER BB 500

TYPICAL SAMPLE MATERIALS

RETSCH's powerful jaw crushers are ideally suited for preliminary crushing of construction materials, ores, granite, oxide ceramics, quartz, slag, silicon, coal, tungsten alloys, cement clinker, etc.




ferrochrome



silicon



quartzite



calcium silicate

To find the best solution for your sample preparation task, visit our application database.


JAW CRUSHER BB 500

FUNCTIONAL PRINCIPLE

The Jaw Crusher BB 500 is a robust and powerful forced-feed crusher. The feed material passes through the no-rebound hopper and enters the crushing chamber.

Size reduction takes place in the wedge-shaped area between the fixed crushing arm and one oscillating with high frequency. This motion ensures a consistent gap width in the stroke cycle so that the sample is crushed to the set fineness in one working step. Two massive flywheels transmit high impulse forces to the crushing jaws. The innovative design permits using both sides of the jaws thanks to a 180° rotation.

As soon as the sample is smaller than the discharge gap width, it falls into a removable collector. The continuous gap width setting with scale ensures optimum size reduction in accordance with the set gap width.



[Click to view video](#)

JAW CRUSHER BB 500

TECHNICAL DATA

Applications	coarse and pre-crushing
Field of application	chemistry / plastics, construction materials, engineering / electronics, environment / recycling, geology / metallurgy, glass / ceramics
Feed material	medium-hard, hard, brittle, tough
Size reduction principle	pressure
Material feed size*	< 110 mm
Final fineness*	90% < 0.5 mm
Throughput*	500 kg/h
Material of grinding tools	manganese steel, NiHard 4
Jaw width	250 x 130 mm
Gap width setting	0 - 11 mm
Gap width display	Scale
Hinged hopper	yes
Dust extraction unit	yes
Central lubrication	no
Process line version	Optional
Collector capacity	15 l
Drive	3-phase motor
Drive power	7.5 kW
Electrical supply data	different voltages
Power connection	3-phase
Protection code	IP 55
W x H x D closed	930 x 1400 x 1080 mm
Net weight	~ 1000 kg
Standards	CE



*depending on feed material and instrument configuration/settings

www.retsch.com/bb500

ORDER DATA

JAW CRUSHER BB 500



Jaw Crusher BB 500 complete with breaking jaws, wearing plates, feed hopper, collecting receptacle and base frame

				breaking jaws / wearing plates
21.003.0001		BB 500	3~ 400 V, 50 Hz	manganese steel / hardened steel
21.003.0006		BB 500	3~ 400 V, 50 Hz	NiHard 4 / hardened steel

other electrical versions available for the same price

VERSION FOR INTEGRATION

Version for integration into a system at the customer's location, with manufacturer's declaration according to EC machine directive, with three-phase motor, without hopper, frame and protective motor switch

21.003.0003		BB 500	3~ 400 V, 50 Hz	manganese steel / hardened steel
21.003.0007		BB 500	3~ 400 V, 50 Hz	NiHard 4 / hardened steel

CYCLONE FOR BB 500

CYCLONE SET WITH HOLDER, FDA CERTIFIED HOSE, LID WITH CONNECTOR FOR VACCUUM CLEANER AND SAMPLE OUTLET
(PLEASE ORDER CASSETTE WITH OUTLET SEPARATELY)

22.935.0039	Cyclone set with collecting receptacle 30 litres
03.183.0154	Cassette with outlet for use with cyclone
02.605.0420	Adjustable steel connection tubing (316L) for cyclone set
05.707.0208	FDA certified hose, 1.5 m
22.748.0017	Industrial vacuum cleaner Attix, 230 V, 50/60 Hz

ACCESSORIES JAW CRUSHER BB 500

BREAKING JAWS BB 500

23.048.0033



Breaking jaws, manganese steel, 1 pair

23.048.0036

Breaking jaws, NiHard 4, 1 pair

other materials available on request

WEARING PLATES BB 500

23.711.0025

Wearing plates, hardened steel, 1 pair

23.711.0030

Wearing plates, NiHard 4, 1 pair

other materials available on request

FURTHER ACCESSORIES BB 500

23.003.0025

Collecting receptacle, standard steel, powder coated, 15 litres

05.045.0528

Collecting receptacle for cyclone set 22.935.0039, 30 litres