



PRASA HYDRAULICZNA PP 40

Solid, high-quality pellets are an important precondition for reliable and meaningful XRF analysis. With the PP 40, RETSCH offers a pellet press which produces strong pellets with a smooth surface. The PP 40 features individual pressure force regulation in the range of 0 to 40 t. It combines the advantage of a small benchtop unit with high press forces, which are built up automatically in three steps, ensuring that even difficult materials are pressed perfectly.

ZALETY PRODUKTU

- | model stołowy zajmujący niewielką powierzchnię
- | indywidualna regulacja siły docisku w zakresie 50 – 400 kN
- | narzędzie dociskowe w różnych rozmiarach, także aluminiowe foremki
- | narzędzie dociskowe dla różnych średnic
- | 10 definiowalnych programów do wykorzystania w standardowych aplikacjach
- | wygodne ustawianie parametrów poprzez wyświetlacz
- | automatyczna regulacja docisku

STABILIZING PRESSED PELLETS

Applying, for example, forces of 10 tons, 20 tons, and 30 tons in sequential steps, each with a 20-second hold time, proves advantageous for pellet stability as particles have sufficient time to settle. Pressing the pellets in aluminum cups further augments their stability. Should these measures prove inadequate, incorporating a binder, such as Licowax, offers an effective stabilization method for challenging samples, including metal powders. Typically, a mixture of 10-15 g of the sample with 2 g of Licowax, pressed in three stages as outlined above, yields optimum results. For the mixing process, the Mixer Mill MM 400, equipped with an adapter for holding 8 conical centrifuge tubes, is highly effective. It ensures that samples are mixed uniformly, automatically, and reproducibly.




PRASA HYDRAULICZNA PP 40

PRZYKŁADOWE APLIKACJE



Wood 4g
Particle size 0.25 mm
Pressing tool 32 mm
20 s each at 10/20/30 tons



Cellulose 7 g
Particle size 0.15 mm
Pressing tool 40 mm
Aluminum cups 40 mm
30 s each at 10/20/30 tons



Slag 40 g
Particle size 0.25 mm
Pressing tool 40 mm
20 s 20 tons



FeSiMg-Granulate 12 g plus 2 g licowax
Particle size 0.10 mm
Pressing tool 40 mm
Aluminum cups
60 s 15/25/35 tons

3 RECOMMENDATIONS TO OBTAIN RELIABLE XRF RESULTS

1. Particle size reduction

Pulverize the sample into a fine powder of < 100 µm or less, depending on the element to be detected, before pressing it into a pellet. This size reduction helps mitigate matrix effects, including grain size and texture variations, which can distort XRF results.

2. Uniformity and homogeneity

Press the sample into a pellet to ensure uniformity and homogeneity. This is crucial for XRF analysis which relies on consistent interaction between the X-rays and the sample to produce accurate and reproducible results. Homogeneity guarantees that the results represent the entire sample.

3. Enhanced analytical precision and accuracy

Create a dense and uniform pellet with a smooth and flat surface to enhance precision and accuracy of the XRF analysis. A smooth surface ensures consistent X-ray penetration and reduces the scatter, thereby improving the quality of the analytical results.

BENEFITS OF PELLET PRESSING FOR XRF ANALYSIS

Due to its ability to produce homogeneous, stable, and accurate samples efficiently and cost-effectively, pellet pressing is a widely adopted method for preparing samples for XRF analysis.

1. Stability and handling

Pellets are more stable and easier to handle compared to loose powders. This stability is particularly important for samples that might be hygroscopic or prone to segregation. Once pressed, the pellet can be easily placed into the XRF instrument for analysis without the risk of sample loss or contamination.

2. Minimum use of chemicals

Compared to other sample preparation methods such as fusion, pellet pressing requires no or minimal additional chemicals. This reduces the risk of introducing contaminants that could interfere with the analysis.

3. Cost-Effectiveness

Pellet pressing is a relatively simple and cost-effective method of sample preparation, especially when compared to more complex methods such as fusion. The fact that it requires less specialized equipment and consumables makes it an attractive option for any laboratory.

PRASA HYDRAULICZNA PP 40

DANE TECHNICZNE

Aplikacje	przygotowanie pastylek do analizy spektrometrycznej
Pola zastosowań	chemia / tworzywa sztuczne, geologia / metalurgia, materiały dla budownictwa, szkło / ceramika, środowisko / recykling
Max. ciśnienie	40 t, prasa automatyczna
Siła nacisku	0 - 40 t (1 - 400 kN)
Narastanie nacisku / utrzymanie / czas redukcji ciśnienia	fix ramp / 1 - 99 s / fix ramp
Kombinacja parametrów	10
Steel rings (external Ø / internal Ø)	40 mm / 32 mm (max. pressure force 15 t) 40 mm / 35 mm (max. pressure force 15 t) 51.5 mm / 35 mm (max. pressure force 30 t)
Aluminium cup (external Ø)	32 mm (max. pressure force 25 t) / 40 mm (max. pressure force 40 t)
Dane elektryczne	100-120 V, 50/60 Hz; 220-240 V, 50/60Hz
Podłączenie do sieci	1-fazowa
W x H x D	335 x 495 x 570 mm
Waga netto	120 kg
Normy / Standardy	CE

ZASADA DZIAŁANIA

Stalowy pierścień lub aluminiowy kubek umieszczone są w matrycy prasy PP 40 a następnie za pomocą lejka napełniane materiałem. Całość jest następnie wsuwana do wnętrza urządzenia dokładnie pod ruchomą płytę prasy.

Wraz ze wzrostem siły nacisku wzrasta również gęstość powstałej pastylki. Maksymalny nacisk musi być utrzymany przez jakiś czas, aby powstała mocno związana i stabilna pastylka.

www.retschi.pl/pp40

ZAMÓWIENIA

(please order pressing tool separately)




20.757.0001



















PP 40

110-120 V, 50/60 Hz

EVACUABLE PRESSING TOOLS FOR PELLET PRESS PP 40

22.458.0018		Pressing tool for steel rings 40 mm outer Ø, 32 mm inner Ø
22.458.0019		Pressing tool for steel rings 40 mm outer Ø, 35 mm inner Ø
22.458.0028		Pressing tool for steel rings 51.5 mm outer Ø, 35 mm inner Ø
22.458.0020		Pressing tool for aluminum cups Ø 32 mm (also suitable for free pressing)
22.458.0021		Pressing tool for aluminum cups Ø 40 mm (also suitable for free pressing)

AKCESORIA PP 40

22.458.0003		 Pierścień stalowy 40 mm zewnętrzna Ø, 32 mm wewnętrzna Ø, 1 szt.
22.458.0004		 Stalowy pierścień 40 mm zewnętrzna Ø, 35 mm wewnętrzna Ø, 1 szt.
22.458.0005		 Stalowy pierścień 51.5 mm zewnętrzna Ø, 35 mm wewnętrzna Ø, 1 szt.
22.005.0001		 Aluminum cups, sloping walls, for pellets with 32 mm diameter, 1000 pieces
22.005.0002		 Aluminum cups, sloping walls, for pellets with 40 mm diameter, 1000 pieces
22.458.0006		 Aluminum cups, straight walls, for pellets with 40 mm diameter, 1000 pieces
22.868.0003		Funnel tube with tamper for aluminum cups Ø 32 mm and Ø 40 mm
22.458.0025		Extraction tool 56 x 32 mm
22.440.0001		 Licowax® C micropowder, 250 g (not for steel rings)
22.440.0003		 Spektromelt® C20, tabletki celulozowe, 5 kg