



## MAȘINĂ DE SITAT AS 400 CONTROL

The RETSCH AS 400 control is used for sieving dry goods with test sieves up to 400 mm in diameter. The uniform, horizontal circular sieving motion produces a sharp separation of the sample fractions. Fine and coarse-grained goods from areas such as milling, brewing, chemical industry, quarries, soil testing, woodworking and plastics industry, can be exactly separated with the AS 400 control. This particular sieving motion is preferably used for long or fibrous, needle-shaped or flat materials due to their horizontal orientation. For the testing of plastics (grainy molding materials), the standard DIN 53 477 stipulates exactly this circular sieving motion.

The AS 400 control can be used as test instrument for the quality control according to DIN EN ISO 9001. Due to the controlled drive which is independent of the power frequency the AS 400 control yields reproducible results worldwide. The speed and sieving time are set, displayed and monitored digitally. The instrument is supplied with a test certificate and can be recalibrated. If desired, the rotation direction can be set to alternate in the interval. A memory for 9 sieving programs facilitates routine analyses. The AS 400 control has an integrated interface for controlling all sieving parameters via the EasySieve® software.



## ACURATEȚE & EFICIENȚĂ

- | Circular sieving motion according to DIN 53477
- | For sieves up to (Ø) 400 mm
- | Measuring range 45 µm to 63 mm
- | Easy operation, ergonomic design
- | Free digital selection of process parameters (time, speed, interval)
- | Memory for 9 Standard Operating Procedures (SOPs)
- | Test materials monitoring according to DIN EN ISO 9001

MAȘINĂ DE SITAT AS 400 CONTROL

## ACCESORII ȘI OPTIUNI

Mașinile de sitat din seria Control pot fi echipate cu o gamă variată de de accesorii potrivite pentru o multitudine de aplicații.



### Dispozitive de prindere

Cu dispozitivele de prindere RETSCH sitele sunt fixate în siguranță, rapid și ușor pe mașina de sitat. Dispozitivul de prindere "confort" este foarte ușor de utilizat economisind timpul de lucru.

### Accesorii pentru site

Colectoare, Colectoare intermediare, inele intermediare și capace site.

### Accesorii sitare

Lanțuri, perii, cuburi, bile (de exemplu: pentru reducerea aglomerărilor particulelor <100 μm și pentru a preveni blocarea ochiurilor sitei).

### Documente IQ/OQ

Pentru a sprijini certificarea IQ/OQ vă punem la dispoziție documentația IQ/OQ pentru mașinile de sitat din seria „control”.

### Divizoare

Pentru a obține rezultate semnificative sunt necesare probe reprezentative. Acestea se pot obține folosind divizoarele RETSCH, asigurând astfel reproductibilitatea analizei.

### Băi cu ultrasunete și uscătoare

Potrivite pentru curățarea temeinică a sitelor și uscarea rapidă și blândă a probelor și sitelor.

**RETSCH TEST SIEVES AND ACCESSORIES - ENGINEERED FOR SUPERIOR PERFORMANCE**

## SOFTWARE DE EVALUARE EASYSIEVE / EASYSIEVE CFR


EasySieve, the software for particle size analyses, exceeds manual evaluation in many aspects. The software is able to automatically control the necessary measurement and weighing procedures – from the registration of the weight of the sieve up to the evaluation of the data. It is simple and convenient to use and is also available in an FDA 21 CFR Part 11-conform version.



### MAȘINĂ DE SITAT AS 400 CONTROL

## PROBE TIPICE


RETSCH's Analytical Sieve Shaker AS 400 control is ideally suited for separation, fractioning, particle size determination of construction materials, ground corn, plastics, sand, splints



*cafea*



*wood chips*



*sol*



*cereale*

Pentru a găsi cea mai bună soluție de măcinare accesați baza noastră de date

## PRINCIPIU DE FUNCȚIONARE

Placa de bază a AS 400 Control realizează mișcări circulare orizontale pe o rază de 15 mm (conform DIN 53477). Viteza de 50 până la 300 rpm este controlată electronic. Este reglabil continuu pentru a îndeplini cerințele produsului ce urmează a fi sitat. Valoarea efectivă a numărului de rotații este afișată digital. Placa de bază este acționată de un motor robust, fără întreținere, cu o putere de 125 Watt. Energia este transmisă prin excentric.



## MAȘINĂ DE SITAT AS 400 CONTROL

**DATE TEHNICE**

<b>Aplicabilitate</b>	separare, fracționare, determinarea dimensiunii particulei
<b>Domenii in care se utilizeaza</b>	agricultură, alimente, biologie, chimie/plastic, geologie/ metalurgie, inginerie/electronică, materiale de construcții, medicină/produse farmaceutice , mediu/reciclare, sticlă/ ceramică
<b>Material probă</b>	pulberi, materiale în vrac
<b>Domeniu de măsurare*</b>	45 μm - 63 mm
<b>Mișcarea sitei</b>	mișcare orizontală circulară
<b>Capacitatea max. de lot / alimentare</b>	5 kg
<b>Numărul max. de fracțiuni</b>	7 / 9 / 17
<b>Masa max. a sitelor comune</b>	15 kg
<b>Viteză</b>	digitală, 50 - 300 min <sup>-1</sup>
<b>Afișare timp</b>	digitală, 1 - 99 min
<b>Operare interval</b>	1 - 10 min
<b>POS-uri stocabile</b>	9
<b>Adecvat pentru cernerea uscată</b>	da
<b>Adecvat pentru cernerea udă</b>	nu
<b>Interfață în serie</b>	da
<b>Inclusiv certificatul de testare / poate fi calibrat</b>	da
<b>Diametrele adecvate ale sitei</b>	100 mm / 200 mm / 203 mm (8") / 305 mm / 315 mm / 400 mm
<b>Înălțimea max. a sitelor comune</b>	510 mm
<b>Dispozitive de fixare</b>	standard, "comfort", each for dry sieving
<b>Grad de protecție</b>	IP 20
<b>Alimentare electrica</b>	100-240 V, 50/60 Hz
<b>Conectare sursă de alimentare</b>	monofazic
<b>W x H x D</b>	540 x 260 x 507 mm
<b>Masa netă:</b>	~ 70 kg
<b>Standard</b>	CE

\* în funcție de materialul probei și configurația/setările instrumentului

[www.retsch.ro/as400control](http://www.retsch.ro/as400control)

## INFORMAȚII DESPRE COMANDĂ

### HORIZONTAL SIEVE SHAKER AS 400 CONTROL

**Horizontal Sieve Shaker AS 400 control for test sieves up to 400 mm Ø**  
(please order clamping device, test sieves and collecting pan separately)

30.022.0001



AS 400 100–240 V, 50/60 Hz incl. test report acc. to EN 10204 2.2  
control

### CLAMPING DEVICES AS 400 CONTROL

32.662.0010



Clamping device "standard", for test sieves 400 mm Ø

32.662.0011



Clamping device "comfort", for test sieves 400 mm Ø

### SIEVE STACKS AND ACCESSORIES AS 400 CONTROL

60.166.000999

Sieve stack consisting of 6 test sieves (ISO 3310-1), 400 mm Ø, 65 mm height (500 µm, 1 mm, 2 mm, 5 mm, 10 mm, 20 mm) and collecting pan

60.167.000999

Sieve stack consisting of 6 test sieves (ASTM E11), 400 mm Ø, 65 mm height (35 mesh, 18 mesh, 10 mesh, 4 mesh, 3/8", 3/4") and collecting pan

### ACCESSORIES AS 400 CONTROL

03.802.0006



Transportation handles AS 400

99.200.0026

IQ/OQ Documentation for AS 400 control

### ACCESSORIES FOR CLAMPING DEVICES AS 200, AS 300, AS 400

#### CLAMPING LIDS

32.481.0022





Clamping lid with large window of Perspex for test sieves 200/203 mm Ø

02.660.0012






Clamping lid with large window of Perspex for test sieves 400 mm Ø








## CLAMPING ELEMENTS

- |             |   |  |
|-------------|---|--|
| 32.142.0001 |  | Clamping nuts, (2 pieces) for clamping device "standard"                         |
| 32.737.0001 |  | Quick-clamping elements, (2 pieces) for clamping device "comfort" AS 200/300/400 |
| 05.114.0080 |   | O-ring for quick-clamping element for AS 300 and AS 400, 1 piece                 |

## CLAMPING RODS


- |             |  |  |
|-------------|--|--|
| 32.248.0002 |   | Threaded rods, (2 pieces) for clamping device "standard"   |
| 32.248.0001 |   | Threaded rods, short, (2 pieces) for clamping of max. 5 test sieves for clamping device "standard" |
| 32.742.0010 |  | Rods, smooth, (2 pieces) for clamping device "comfort" AS 300/400                                  |


## SIEVING AIDS

- |             |   |  |
|-------------|---|--|
| 32.365.0001 |  | Chain ring for test sieves 200 mm and 203 mm Ø to support horizontal sieving |
| 32.050.0001 |  | Brushes, 3 pieces  |
| 32.902.0001 |  | Cubes of polyurethane, 12 x 12 x 12 mm, 10 pieces                            |
| 32.902.0002 |  | Cubes of polyurethane, 20 x 20 x 20 mm, 10 pieces                            |
| 32.354.0001 |  | Balls of rubber, 20 mm Ø, 5 pieces   |
| 32.354.0002 |  | Balls of agate, 10 mm Ø, 10 pieces   |
| 32.354.0004 |  | Balls of steatite, 6 mm Ø, 150 g   |

## ACCESSORIES FOR TEST SIEVES (PANS, RINGS, LIDS)

### FOR TEST SIEVES 400 MM Ø

60.010.000400  Collecting pan, oțel inoxidabil, 400 mm Ø, height 65 mm

60.220.000400  Intermediate pan, oțel inoxidabil, 400 mm Ø, height 65 mm

60.935.000400  Intermediate ring, oțel inoxidabil, 400 mm Ø, height 65 mm

60.107.000400  Sieve lid, oțel inoxidabil, 400 mm Ø

## TEST SIEVES Ø 400 MM - 65 MM HEIGHT - ISO 3310/1 - STAINLESS STEEL / WIRE GAUZE

	# mm	# mesh no.	Ø	height	standard
60.166.000025	25 µm	-	400 mm	65 mm	ISO 3310/1
60.166.000032	32 µm	-	400 mm	65 mm	ISO 3310/1
60.166.000036	36 µm	-	400 mm	65 mm	ISO 3310/1
60.166.000038	38 µm	-	400 mm	65 mm	ISO 3310/1
60.166.000040	40 µm	-	400 mm	65 mm	ISO 3310/1
60.166.000045	45 µm	-	400 mm	65 mm	ISO 3310/1
60.166.000050	50 µm	-	400 mm	65 mm	ISO 3310/1
60.166.000053	53 µm	-	400 mm	65 mm	ISO 3310/1
60.166.000056	56 µm	-	400 mm	65 mm	ISO 3310/1
60.166.000063	63 µm	-	400 mm	65 mm	ISO 3310/1
60.166.000071	71 µm	-	400 mm	65 mm	ISO 3310/1
60.166.000075	75 µm	-	400 mm	65 mm	ISO 3310/1
60.166.000080	80 µm	-	400 mm	65 mm	ISO 3310/1
60.166.000090	90 µm	-	400 mm	65 mm	ISO 3310/1
60.166.000100	100 µm	-	400 mm	65 mm	ISO 3310/1
60.166.000106	106 µm	-	400 mm	65 mm	ISO 3310/1

60.166.000112	112 µm	-	400 mm	65 mm	ISO 3310/1
60.166.000125	125 µm	-	400 mm	65 mm	ISO 3310/1
60.166.000140	140 µm	-	400 mm	65 mm	ISO 3310/1
60.166.000150	150 µm	-	400 mm	65 mm	ISO 3310/1
60.166.000160	160 µm	-	400 mm	65 mm	ISO 3310/1
60.166.000180	180 µm	-	400 mm	65 mm	ISO 3310/1
60.166.000200	200 µm	-	400 mm	65 mm	ISO 3310/1
60.166.000212	212 µm	-	400 mm	65 mm	ISO 3310/1
60.166.000224	224 µm	-	400 mm	65 mm	ISO 3310/1
60.166.000250	250 µm	-	400 mm	65 mm	ISO 3310/1
60.166.000280	280 µm	-	400 mm	65 mm	ISO 3310/1
60.166.000300	300 µm	-	400 mm	65 mm	ISO 3310/1
60.166.000315	315 µm	-	400 mm	65 mm	ISO 3310/1
60.166.000355	355 µm	-	400 mm	65 mm	ISO 3310/1
60.166.000400	400 µm	-	400 mm	65 mm	ISO 3310/1
60.166.000425	425 µm	-	400 mm	65 mm	ISO 3310/1
60.166.000450	450 µm	-	400 mm	65 mm	ISO 3310/1
60.166.000500	500 µm	-	400 mm	65 mm	ISO 3310/1
60.166.000560	560 µm	-	400 mm	65 mm	ISO 3310/1
60.166.000600	600 µm	-	400 mm	65 mm	ISO 3310/1
60.166.000630	630 µm	-	400 mm	65 mm	ISO 3310/1
60.166.000710	710 µm	-	400 mm	65 mm	ISO 3310/1
60.166.000800	800 µm	-	400 mm	65 mm	ISO 3310/1
60.166.000850	850 µm	-	400 mm	65 mm	ISO 3310/1
60.166.000900	900 µm	-	400 mm	65 mm	ISO 3310/1
60.166.001000	1.00 mm	-	400 mm	65 mm	ISO 3310/1
60.166.001120	1.12 mm	-	400 mm	65 mm	ISO 3310/1
60.166.001180	1.18 mm	-	400 mm	65 mm	ISO 3310/1
60.166.001250	1.25 mm	-	400 mm	65 mm	ISO 3310/1
60.166.001400	1.40 mm	-	400 mm	65 mm	ISO 3310/1
60.166.001600	1.60 mm	-	400 mm	65 mm	ISO 3310/1

60.166.001700	1.70 mm	-	400 mm	65 mm	ISO 3310/1
60.166.001800	1.80 mm	-	400 mm	65 mm	ISO 3310/1
60.166.002000	2.00 mm	-	400 mm	65 mm	ISO 3310/1
60.166.002240	2.24 mm	-	400 mm	65 mm	ISO 3310/1
60.166.002360	2.36 mm	-	400 mm	65 mm	ISO 3310/1
60.166.002500	2.50 mm	-	400 mm	65 mm	ISO 3310/1
60.166.002800	2.80 mm	-	400 mm	65 mm	ISO 3310/1
60.166.003150	3.15 mm	-	400 mm	65 mm	ISO 3310/1
60.166.003350	3.35 mm	-	400 mm	65 mm	ISO 3310/1
60.166.003550	3.55 mm	-	400 mm	65 mm	ISO 3310/1
60.166.004000	4.00 mm	-	400 mm	65 mm	ISO 3310/1
60.166.004500	4.50 mm	-	400 mm	65 mm	ISO 3310/1
60.166.004750	4.75 mm	-	400 mm	65 mm	ISO 3310/1
60.166.005000	5.00 mm	-	400 mm	65 mm	ISO 3310/1
60.166.005600	5.60 mm	-	400 mm	65 mm	ISO 3310/1
60.166.006300	6.30 mm	-	400 mm	65 mm	ISO 3310/1
60.166.006700	6.70 mm	-	400 mm	65 mm	ISO 3310/1
60.166.007100	7.10 mm	-	400 mm	65 mm	ISO 3310/1
60.166.008000	8.00 mm	-	400 mm	65 mm	ISO 3310/1
60.166.009000	9.00 mm	-	400 mm	65 mm	ISO 3310/1
60.166.009500	9.50 mm	-	400 mm	65 mm	ISO 3310/1
60.166.010000	10.00 mm	-	400 mm	65 mm	ISO 3310/1
60.166.011200	11.20 mm	-	400 mm	65 mm	ISO 3310/1
60.166.012500	12.50 mm	-	400 mm	65 mm	ISO 3310/1
60.166.013200	13.20 mm	-	400 mm	65 mm	ISO 3310/1
60.166.014000	14.00 mm	-	400 mm	65 mm	ISO 3310/1
60.166.016000	16.00 mm	-	400 mm	65 mm	ISO 3310/1
60.166.018000	18.00 mm	-	400 mm	65 mm	ISO 3310/1
60.166.019000	19.00 mm	-	400 mm	65 mm	ISO 3310/1
60.166.020000	20.00 mm	-	400 mm	65 mm	ISO 3310/1
60.166.022400	22.40 mm	-	400 mm	65 mm	ISO 3310/1

60.166.025000	25.00 mm	-	400 mm	65 mm	ISO 3310/1
60.166.026500	26.50 mm	-	400 mm	65 mm	ISO 3310/1
60.166.028000	28.00 mm	-	400 mm	65 mm	ISO 3310/1
60.166.031500	31.50 mm	-	400 mm	65 mm	ISO 3310/1
60.166.035500	35.50 mm	-	400 mm	65 mm	ISO 3310/1
60.166.037500	37.50 mm	-	400 mm	65 mm	ISO 3310/1
60.166.040000	40.00 mm	-	400 mm	65 mm	ISO 3310/1
60.166.045000	45.00 mm	-	400 mm	65 mm	ISO 3310/1
60.166.050000	50.00 mm	-	400 mm	65 mm	ISO 3310/1
60.166.053000	53.00 mm	-	400 mm	65 mm	ISO 3310/1
60.166.056000	56.00 mm	-	400 mm	65 mm	ISO 3310/1
60.166.063000	63.00 mm	-	400 mm	65 mm	ISO 3310/1
60.166.071000	71.00 mm	-	400 mm	65 mm	ISO 3310/1
60.166.075000	75.00 mm	-	400 mm	65 mm	ISO 3310/1
60.166.080000	80.00 mm	-	400 mm	65 mm	ISO 3310/1
60.166.090000	90.00 mm	-	400 mm	65 mm	ISO 3310/1
60.166.100000	100.00 mm	-	400 mm	65 mm	ISO 3310/1
60.166.106000	106.00 mm	-	400 mm	65 mm	ISO 3310/1
60.166.112000	112.00 mm	-	400 mm	65 mm	ISO 3310/1
60.166.125000	125.00 mm	-	400 mm	65 mm	ISO 3310/1