



## MATER DR 100

Materen DR 100 brukes for å oppnå jevn, kontinuerlig mating og transport av bulkmateriale som kan helles og av fint pulver. DR 100 kan forsyne ikke bare RETSCH sine møller og prøvesplittere, men også vekter og partikkelmåleinstrumenter og den er velegnet til fylling, dosering, mating og påføring av ulike materialer. Dens kapasitet, anvendelighet og kompakte design gjør den til et universalinstrument.

## FORDELER


- | strong drive for even material feed
- | material bed level and volume flow are adjustable
- | digital speed setting
- | optional control via interface
- | digital time setting
- | compact control and feed unit
- | easy cleaning of the push-fit chute
- | wide range of accessories including various chutes

## BRUKSEKSEMPLER

byggematerialer, fyllstoffer, gjødsel, jord, kaffe, kjemikalier, korn, mel, metallpulver, mineraler, nøtter, plast, sand, sementklinker, såkorn, vaskepulver, ...

## VIRKEMÅTE

Matematerialet føres gjennom trakten i materennen. Denne settes i en vibrasjon på 50 (ev. 60) Hz ved hjelp av to 24 watts elektromagneter. Volumstrømmen er trinnløst regulerbar. Ved hjelp av trakten kan sjikthøyden justeres i henhold til produkt og behov. DR 100 kan styres eksternt via et brukergrensesnitt. For eksempel tilpasses volumstrømmen automatisk til malekapasiteten RETSCH Ultra-sentrifugalmølle ZM 200. Den kompakte og vedlikeholdsfrie konstruksjonen gjør at mateinstrumentene kan kombineres med mange ulike instrumenter eller enkelt integreres i laboratorieanlegg.



[Click to view video](#)

MATER DR 100

**TECHNICAL DATA**

<b>funksjon</b>	mating, transport
<b>bruksområde</b>	biologi, byggematerialer, geologi / metallurgi, glass / keramikk, kjemi / plast, landbruk, maskinbygging / elektroteknikk, matvarer, medisin / legemidler, miljø / gjenvinning
<b>matemateriale</b>	massegods som kan helles
<b>størrelse på matematerialet*</b>	< 2 mm (15 mm renne) < 6 mm (40 mm renne) < 12 mm (75 mm renne)
<b>volumstrøm</b>	
<b>tidsinnstilling</b>	digital, 1 - 99 min / kontinuerlig drift
<b>transporthastighet</b>	digital, 1 - 99 / 0 - 5 l/min, infinitely adjustable
<b>bredde på rennen</b>	15 mm / 40 mm / 75 mm / 75/40 mm
<b>lengde på rennen</b>	210 mm
<b>traktestørrelse</b>	2.8 l (15 mm chute) 2.8 l (40 mm chute) 3.5 l (75 mm chute) 3.5 l (75/40 mm chute)
<b>Elektriske tilkoblingsdata</b>	ulike spenninger
<b>Nettilkobling</b>	1-fase
<b>b x h x d</b>	260 x 420 x 280 mm
<b>nettovekt</b>	9,7 kg
<b>Normer / standarder</b>	CE

\*avhengig av matemateriale og apparatkonfigurering /apparatinnstillinger



/dr100

## BESTILLINGSINFO

### VIBRATORY FEEDER DR 100

### VIBRATORY FEEDER DR 100 SEPARATE COMPONENTS



#### DR 100 DRIVE UNIT (PLEASE ORDER FEEDING KIT SEPARATELY)

70.938.0001		DR 100 drive unit	220–240 V, 50 Hz
70.938.0002		DR 100 drive unit	110–120 V, 60 Hz


#### FEEDING KITS DR 100

72.020.0009	Feeding kit	(push-fit feed chute 15 mm, holder, hopper 2.8 litres and fixture)
72.020.0010	Feeding kit	(push-fit feed chute 40 mm, holder, hopper 2.8 litres and fixture)
72.020.0011	Feeding kit	(push-fit feed chute 75 mm, holder, hopper 3.5 litres and fixture)
72.020.0017	Feeding kit	(push-fit feed chute 75 mm, holder, hopper 22 litres and fixture)
72.020.0012	Feeding kit	(push-fit feed chute 75/40 mm, holder, hopper 3.5 litres and fixture)

#### PUSH-FIT CHUTES DR 100, LENGTH 210 MM


03.729.0035		Push-fit feed chute	stainless steel	width 15 mm	for holder 15/40
03.729.0036		Push-fit feed chute	stainless steel	width 40 mm	for holder 15/40
03.729.0037		Push-fit feed chute	stainless steel	width 75 mm	for holder 75
03.729.0040		Push-fit feed chute	stainless steel	width 75/40 mm	for holder 75
03.729.0039		Push-fit feed chute	stainless steel	V-shape	for holder 15/40


#### HOLDERS FOR PUSH-FIT CHUTES DR 100

03.018.0007  Holder 15/40 for push-fit feed chute 15 mm, 40 mm and V-shape


03.018.0008  Holder 75 for push-fit feed chute 75 mm


#### HOPPERS DR 100

03.785.0146  Feed hopper 2.8 litres stainless steel for chutes 15 and 40 mm

02.785.0019  Feed hopper 3.5 litres stainless steel for chutes 75 and 75/40 mm


02.785.0251 Feed hopper 22 litres stainless steel for chutes 75

03.785.0151  Feed hopper 0.4 litres stainless steel for chutes 15 and 40 mm

03.785.0159  Feed hopper 2.8 litres stainless steel for V-chute


#### FIXTURES FOR HOPPERS DR 100


02.266.0259  Fixture for hopper 0.4 litres and 2.8 litres

02.266.0260  Fixture for hopper 3.5 litres and 22 litres

## VIBRATORY FEEDER DR 100 FOR ZM 300




### DR 100 drive unit (please order feeding kit separately)

70.938.0001  DR 100 drive unit 220–240 V, 50 Hz

70.938.0002  DR 100 drive unit 110–120 V, 60 Hz

72.020.0018 Feeding kit DR 100-75/40 for ZM 300, incl. push-fit feed chute 75/40 mm, length 250 mm, holder for push-fit feed chute, hopper 3.5 litres and fixture for hopper, stand with data cable





### PUSH-FIT FEED CHUTE DR 100 FOR ZM 300

03.729.0054		Push-fit feed chute, stainless steel, width 40 mm, length 250 mm
03.729.0056		Push-fit feed chute, stainless steel, width 75/40 mm, length 250 mm
03.729.0055		Push-fit feed chute, stainless steel, V-shape, width 40 mm, length 250 mm

**Holders for push-fit chutes see above**



### VIBRATORY FEEDER DR 100 FOR SR 300/SK 300

#### DR 100 drive unit (please order feeding kit separately)

70.938.0001		DR 100 drive unit	220–240 V, 50 Hz
70.938.0003		DR 100 drive unit	220–240 V, 60 Hz
70.938.0010		DR 100 drive unit	200 V, 50 Hz
70.938.0006		DR 100 drive unit	200 V, 60 Hz
72.020.0019		Feeding kit DR 100/3.5 litres for SR 300/SK 300, incl. push-fit feed chute 75 mm, holder for push-fit feed chute, hopper 3.5 litres and holder for hopper and fixture	
72.020.0020		Feeding kit DR 100/22 litres for SR 300/SK 300, incl. push-fit feed chute 75 mm, holder for push-fit feed chute, hopper 22 litres and holder for hopper and fixture	

### VIBRATORY FEEDER DR 100 FOR PT 100

#### DR 100 drive unit (please order feeding kit separately)


70.938.0001		DR 100 drive unit	220–240 V, 50 Hz
70.938.0002		DR 100 drive unit	110–120 V, 60 Hz
72.020.0021		Feeding kit DR 100-75/40 for PT 100,	

incl. push-fit feed chute 75/40 mm, holder for push-fit feed chute,  
hopper 3.5 litres, fixture for hopper and stand with data cable

## VIBRATORY FEEDER DR 100 PT 200

### DR 100 drive unit (please order feeding kit separately)

70.938.0001  DR 100 drive unit 220–240 V, 50 Hz

70.938.0002  DR 100 drive unit 110–120 V, 60 Hz

72.020.0022 Feeding kit DR 100/3.5 litres for PT 200,  
incl. push-fit feed chute 75 mm, holder for push-fit feed chute,  
hopper 3.5 litres, fixture for hopper and data cable

72.020.0023 Feeding kit DR 100/22 litres for PT 200,  
incl. push-fit feed chute 75 mm, holder for push-fit feed chute,  
hopper 22 litres, fixture for hopper and data cable