



SIKTEMASKIN AS 300 CONTROL

The AS 300 model has all the benefits of the AS 200 control but is designed for test sieves with a diameter up to 315 mm, providing a sieve surface which is approximately 2.5 times larger. Therefore, the AS 300 is able to separate up to 6 kg of material in one working run. Repetitive operations are greatly simplified with the possibility to store up to 99 standard operating procedures (SOP). For perfectly reproducible sieving results, the AS 300 control can be programmed with sieve acceleration independent of the power frequency instead of vibration height.

The microprocessor-controlled measuring device monitors and automatically readjusts the vibration height. All sieving parameters are set, displayed and monitored digitally. The AS 300 control can be calibrated, and is thus suitable for test materials monitoring. Like all instruments of the "control" series, the AS 300 has an integrated interface for using the evaluation software EasySieve® to control, set and visualize all parameters, including complete documentation of the sieving process



ACCURACY & EFFICIENCY

- | Sieving with 3-D effect
- | For sieves up to (Ø) 315 mm
- | Suitable for dry and wet sieving
- | Measuring range 20 µm to 40 mm
- | Memory for 99 Standard Operating Procedures (SOPs)
- | Digital setting and control of sieving parameters
- | Sieve acceleration independent of power frequency
- | Reproducible and globally comparable sieving results
- | Short sieving times due to large sieve surface and effective movement
- | Test materials monitoring according to DIN EN ISO 9001

SIKTEMASKIN AS 300 CONTROL

WET SIEVING WITH VIBRATORY SIEVE SHAKERS

There are many applications for which wet sieving is the best solution, e.g. when the material to be tested is a suspension or when a very fine sample (< 45 µm) that tends to agglomerate needs to be sieved. All vibratory sieve shakers from RETSCH can be used for wet sieving. There are special accessories like clamping lids with spray nozzle and collecting pans with outlet available. By placing RETSCH's venting rings between the sieves, air cushions can expand without letting liquid or sample material escape.



SIKTEMASKIN AS 300 CONTROL

ACCESSORIES & OPTIONS

The sieve shakers of the control series can be equipped with a variety of accessories to provide for a wealth of application requirements.



Clamping units

With the RETSCH clamping devices the sieves are clamped safely, quickly and conveniently on the sieve shaker. The clamping devices "comfort" are particularly user-friendly and timesaving.



Accessories for test sieves

Collecting pans, intermediate pans, intermediate rings and sieve lids.

Accessories for wet sieving

Clamping lid with nozzle, collecting pans with outlet, venting rings.

Sieving Aids

Chain rings, brushes, cubes, balls (e.g. for reducing agglomerations when sieving particles < 100 µm and keeping the mesh free).



IQ/OQ Documents

We provide IQ/OQ documentation for the „control“ sieve shakers to support IQ/OQ certification by our customers.



Sample Dividers

Meaningful results can only be obtained if the sample represents the original material. Sample dividers produce representative part samples, thus ensuring reproducibility of the analysis.

Ultrasonic baths and dryers

Suitable for thorough cleaning of test sieves and for quick, gentle drying of samples and sieves.

RETSCH TEST SIEVES AND ACCESSORIES - ENGINEERED FOR SUPERIOR PERFORMANCE

PROGRAMVARE FOR EVALUERING – EASY SIEVE

EasySieve, the software for particle size analyses, exceeds manual evaluation in many aspects. The software is able to automatically control the necessary measurement and weighing procedures – from the registration of the weight of the sieve up to the evaluation of the data. It is simple and convenient to use and is also available in an FDA 21 CFR Part 11-conform version.




SIKTEMASKIN AS 300 CONTROL

TYPICAL SAMPLE MATERIALS

RETSCH's vibratory sieve shakers are ideally suited for separation, fractioning and particle size determination of cement clinker, chemicals, coffee, construction materials, fertilizers, fillers, flours, grains, metals powders, minerals, nuts, plastics, sand, seeds, soils and washing powder.



gjødsel



soil



kornprodukter



byggematerialer

To find the best solution for your sample preparation task, visit our application database.

VIRKEMÅTE

AS 300 har et elektromagnetisk drivverk som RETSCH har patent på (EP 0642844). Dette drivverket sørger for en tredimensjonal kastebevegelse som får siktematerialet til å bevege seg jevnt over hele sikteflaten. Fordelene med dette er høy kapasitet, ekstremt, rolig kjøring og kort siktetid på grunn av høy sikteeffektivitet.



[Click to view video](#)

SIKTEMASKIN AS 300 CONTROL

TECHNICAL DATA

funksjon	separering, fraksjonering, bestemmelse av partikkelstørrelse
bruksområde	biologi, byggematerialer, geologi / metallurgi, glass / keramikk, kjemi / plast, landbruk, maskinbygging / elektroteknikk, matvarer, medisin / legemidler, miljø / gjenvinning
matemateriale	pulver, massegoods, suspensjoner
måleområde*	20 µm - 40 mm
bevegelse av siktematerialet	kast med dreieimpuls
maksimal ladning / siktemateriale	6 kg
maksimalt antall fraksjoner	11 / 17
maksimal vekt på siktematerialet	10 kg
amplitude	digital, 0.20 - > 2.20 mm
Controlled amplitude	ja
siktebunnsakselerasjon	1.0 - > 10.0 g
tidsvisning	digital, 1 - 99 min
intervalldrift	1 - 99 s
SOPer som kan lagres	99
egnet for tørrsikting	ja
egnet for våtsikting	ja
serielt brukergrensesnitt	ja
med testsertifikat / kan kalibreres	ja
egne sikediametre	100 mm / 200 mm / 203 mm (8") / 305 mm / 315 mm
maksimal høyde på siktematerialet	510 mm
Klemmeinretninger	standard, "comfort", each for wet and dry sieving
kapslingstype	IP 21
Elektriske tilkoblingsdata	100-240 V, 50/60 Hz
Nettilkobling	1-fase
b x h x d	417 x 220 x 384 mm
nettovekt	~ 42 kg
Normer / standarder	CE


*avhengig av matemateriale og apparatkonfigurering / apparatinnstillinger

/as300control

BESTILLINGSINFO

VIBRATORY SIEVE SHAKER AS 300 CONTROL

Vibratory Sieve Shaker AS 300 control for test sieves up to 305 mm / 12" Ø
(please order clamping device, test sieves and collecting pan separately)


30.033.0001  AS 300 100–240 V, 50/60 Hz incl. test report acc. to EN 10204 2.2 control

CLAMPING DEVICES AS 300

max. number of fractions, for test sieves Ø


32.662.0008		Clamping device "standard", 11, 305 mm Ø
32.662.0009		Clamping device "comfort", 11, 305 mm Ø
32.662.0012		Wet sieving clamping device "standard", 11, 305 mm Ø
32.662.0014		Wet sieving clamping device "comfort", 11, 305 mm Ø





SIEVE STACKS AND ACCESSORIES AS 300

60.158.000999		Sieve stack consisting of 7 test sieves (ISO 3310-1), 305 mm Ø, 40 mm height (630 µm, 1.25 mm, 2.50 mm, 5 mm, 10 mm, 20 mm, 31.5 mm) and collecting pan
60.159.000999		Sieve stack consisting of 7 test sieves (ASTM E11), 305 mm (12") Ø, 40 mm height (30 mesh, 16 mesh, 8 mesh, 4 mesh, 3/8", 3/4", 1 1/4") and collecting pan
22.243.0002		Rubber disc for sieve plate
99.200.0028		IQ/OQ Documentation for AS 300 control



ACCESSORIES FOR CLAMPING DEVICES AS 200, AS 300, AS 400

CLAMPING LIDS




32.481.0022		Clamping lid with large window of Perspex for test sieves 200/203 mm Ø
-------------	---	--

32.481.0014		Universal clamping lid with small window for test sieves 100/150/200/203 mm Ø
32.481.0015		Universal wet sieving lid with small window for test sieves 100/150/200/203 mm Ø
02.660.0011		Clamping lid with large window of Perspex for test sieves 305 mm Ø
02.660.0017		Wet sieving lid for test sieves 305 mm Ø





CLAMPING ELEMENTS


32.142.0001		Clamping nuts, (2 pieces) for clamping device "standard"
32.737.0001		Quick-clamping elements, (2 pieces) for clamping device "comfort" AS 200/300/400
05.114.0080		O-ring for quick-clamping element for AS 300 and AS 400, 1 piece


CLAMPING RODS

32.248.0002		Threaded rods, (2 pieces) for clamping device "standard"
32.248.0001		Threaded rods, short, (2 pieces) for clamping of max. 5 test sieves for clamping device "standard"
32.742.0010		Rods, smooth, (2 pieces) for clamping device "comfort" AS 300/400

SIEVING AIDS

32.365.0001		Chain ring for test sieves 200 mm and 203 mm Ø to support horizontal sieving
32.050.0001		Brushes, 3 pieces
32.902.0001		Cubes of polyurethane, 12 x 12 x 12 mm, 10 pieces
32.902.0002		Cubes of polyurethane, 20 x 20 x 20 mm, 10 pieces

32.354.0001  Balls of rubber, 20 mm Ø, 5 pieces

32.354.0002  Balls of agate, 10 mm Ø, 10 pieces

32.354.0004  Balls of steatite, 6 mm Ø, 150 g


TEST SIEVE RACK

32.012.0001  Test Sieve Rack for 10 Test Sieves Ø 200 mm/8", height 50 mm/25 mm


ACCESSORIES FOR TEST SIEVES (PANS, RINGS, LIDS)


FOR TEST SIEVES 200 MM Ø, HEIGHT 50 MM


69.720.0050  Collecting pan stainless steel 200 mm Ø height 50 mm

69.220.0050  Intermediate pan stainless steel 200 mm Ø height 50 mm

69.121.0050  Intermediate ring stainless steel 200 mm Ø height 50 mm

69.520.0051  Sieve lid stainless steel 200 mm Ø


69.420.0050  Collecting pan with outlet stainless steel 200 mm Ø height 50 mm





69.221.0025  Venting ring for wet sieving stainless steel 200 mm Ø height 25 mm

05.114.0174  O-ring for test sieves 200 mm Ø







FOR TEST SIEVES 200 MM Ø, HEIGHT 25 MM

69.720.0025  Collecting pan, stainless steel, 200 mm Ø, height 25 mm




69.220.0025  Intermediate pan, stainless steel, 200 mm Ø, height 25 mm




69.121.0025		Intermediate ring, stainless steel, 200 mm Ø, height 25 mm
69.520.0051		Sieve lid, stainless steel, 200 mm Ø
69.420.0050		Collecting pan with outlet, stainless steel, 200 mm Ø, height 50 mm
69.221.0025		Venting ring for wet sieving, stainless steel, 200 mm Ø, height 25 mm
05.114.0174		O-ring for test sieves, 200 mm Ø

FOR TEST SIEVES 203 MM Ø / 8" Ø, HEIGHT 2"






69.720.3050		Collecting pan, stainless steel, 8" Ø, height 2"
69.220.3050		Intermediate pan, stainless steel, 8" Ø, height 2"
69.121.3050		Intermediate ring, stainless steel, 8" Ø, height 2"
69.520.3051		Sieve lid, stainless steel, 8" Ø
69.420.3050		Collecting pan with outlet, stainless steel, 8" Ø, height 2"
69.221.3025		Venting ring for wet sieving, stainless steel, 8" Ø, height 1"
05.114.0174		O-ring for test sieves, 8" Ø

FOR TEST SIEVES 203 MM Ø / 8" Ø, HEIGHT 1"






69.720.3025		Collecting pan, stainless steel, 8" Ø, height 1"
69.220.3025		Intermediate pan, stainless steel, 8" Ø, height 1"
69.121.3025		Intermediate ring, stainless steel, 8" Ø, height 1"

69.520.3051		Sieve lid, stainless steel, 8" Ø
69.420.3050		Collecting pan with outlet, stainless steel, 8" Ø, height 2"
69.221.3025		Venting ring for wet sieving, stainless steel, 8" Ø, height 1"
05.114.0174		O-ring for test sieves, 8" Ø

FOR TEST SIEVES 100 MM Ø

60.010.000100		Collecting pan, stainless steel, 100 mm Ø, height 40 mm
60.220.000100		Intermediate pan, stainless steel, 100 mm Ø, height 40 mm
60.935.000100		Intermediate ring, stainless steel, 100 mm Ø, height 40 mm
60.107.000100		Sieve lid, stainless steel, 100 mm Ø
60.010.100100		Collecting pan with outlet, stainless steel, 100 mm Ø, height 40 mm
05.114.0045		O-ring for test sieves, 100 mm Ø

FOR TEST SIEVES 305 MM Ø

60.010.000305		Collecting pan, stainless steel, 305 mm Ø, height 40 mm
69.230.0050		Intermediate pan, stainless steel, 305 mm Ø, height 40 mm
60.935.000305		Intermediate ring, stainless steel, 305 mm Ø, height 40 mm
60.107.000305		Sieve lid, stainless steel, 305 mm Ø
69.430.0050		Collecting pan with outlet, stainless steel, 305 mm Ø, height 56 mm
69.321.0050		Venting ring for wet sieving, stainless steel, 305 mm Ø, height 40 mm

05.114.0047



O-ring for test sieves, 305 mm Ø

TEST SIEVES Ø 305 MM - 40 MM HEIGHT - ISO 3310/1 - STAINLESS STEEL / WIRE GAUZE

	# mm	# mesh no.	Ø	height	standard
60.158.000025	25 µm	-	305 mm	40 mm	ISO 3310/1
60.158.000032	32 µm	-	305 mm	40 mm	ISO 3310/1
60.158.000036	36 µm	-	305 mm	40 mm	ISO 3310/1
60.158.000038	38 µm	-	305 mm	40 mm	ISO 3310/1
60.158.000040	40 µm	-	305 mm	40 mm	ISO 3310/1
60.158.000045	45 µm	-	305 mm	40 mm	ISO 3310/1
60.158.000050	50 µm	-	305 mm	40 mm	ISO 3310/1
60.158.000053	53 µm	-	305 mm	40 mm	ISO 3310/1
60.158.000056	56 µm	-	305 mm	40 mm	ISO 3310/1
60.158.000063	63 µm	-	305 mm	40 mm	ISO 3310/1
60.158.000071	71 µm	-	305 mm	40 mm	ISO 3310/1
60.158.000075	75 µm	-	305 mm	40 mm	ISO 3310/1
60.158.000080	80 µm	-	305 mm	40 mm	ISO 3310/1
60.158.000090	90 µm	-	305 mm	40 mm	ISO 3310/1
60.158.000100	100 µm	-	305 mm	40 mm	ISO 3310/1
60.158.000106	106 µm	-	305 mm	40 mm	ISO 3310/1
60.158.000112	112 µm	-	305 mm	40 mm	ISO 3310/1
60.158.000125	125 µm	-	305 mm	40 mm	ISO 3310/1
60.158.000140	140 µm	-	305 mm	40 mm	ISO 3310/1
60.158.000150	150 µm	-	305 mm	40 mm	ISO 3310/1
60.158.000160	160 µm	-	305 mm	40 mm	ISO 3310/1
60.158.000180	180 µm	-	305 mm	40 mm	ISO 3310/1
60.158.000200	200 µm	-	305 mm	40 mm	ISO 3310/1
60.158.000212	212 µm	-	305 mm	40 mm	ISO 3310/1
60.158.000224	224 µm	-	305 mm	40 mm	ISO 3310/1

60.158.000250	250 µm	-	305 mm	40 mm	ISO 3310/1
60.158.000280	280 µm	-	305 mm	40 mm	ISO 3310/1
60.158.000300	300 µm	-	305 mm	40 mm	ISO 3310/1
60.158.000315	315 µm	-	305 mm	40 mm	ISO 3310/1
60.158.000355	355 µm	-	305 mm	40 mm	ISO 3310/1
60.158.000400	400 µm	-	305 mm	40 mm	ISO 3310/1
60.158.000425	425 µm	-	305 mm	40 mm	ISO 3310/1
60.158.000450	450 µm	-	305 mm	40 mm	ISO 3310/1
60.158.000500	500 µm	-	305 mm	40 mm	ISO 3310/1
60.158.000560	560 µm	-	305 mm	40 mm	ISO 3310/1
60.158.000600	600 µm	-	305 mm	40 mm	ISO 3310/1
60.158.000630	630 µm	-	305 mm	40 mm	ISO 3310/1
60.158.000710	710 µm	-	305 mm	40 mm	ISO 3310/1
60.158.000800	800 µm	-	305 mm	40 mm	ISO 3310/1
60.158.000850	850 µm	-	305 mm	40 mm	ISO 3310/1
60.158.000900	900 µm	-	305 mm	40 mm	ISO 3310/1
60.158.001000	1.00 mm	-	305 mm	40 mm	ISO 3310/1
60.158.001120	1.12 mm	-	305 mm	40 mm	ISO 3310/1
60.158.001180	1.18 mm	-	305 mm	40 mm	ISO 3310/1
60.158.001250	1.25 mm	-	305 mm	40 mm	ISO 3310/1
60.158.001400	1.40 mm	-	305 mm	40 mm	ISO 3310/1
60.158.001600	1.60 mm	-	305 mm	40 mm	ISO 3310/1
60.158.001700	1.70 mm	-	305 mm	40 mm	ISO 3310/1
60.158.001800	1.80 mm	-	305 mm	40 mm	ISO 3310/1
60.158.002000	2.00 mm	-	305 mm	40 mm	ISO 3310/1
60.158.002240	2.24 mm	-	305 mm	40 mm	ISO 3310/1
60.158.002360	2.36 mm	-	305 mm	40 mm	ISO 3310/1
60.158.002500	2.50 mm	-	305 mm	40 mm	ISO 3310/1
60.158.002800	2.80 mm	-	305 mm	40 mm	ISO 3310/1
60.158.003150	3.15 mm	-	305 mm	40 mm	ISO 3310/1
60.158.003350	3.35 mm	-	305 mm	40 mm	ISO 3310/1

60.158.003550	3.55 mm	-	305 mm	40 mm	ISO 3310/1
60.158.004000	4.00 mm	-	305 mm	40 mm	ISO 3310/1
60.158.004500	4.50 mm	-	305 mm	40 mm	ISO 3310/1
60.158.004750	4.75 mm	-	305 mm	40 mm	ISO 3310/1
60.158.005000	5.00 mm	-	305 mm	40 mm	ISO 3310/1
60.158.005600	5.60 mm	-	305 mm	40 mm	ISO 3310/1
60.158.006300	6.30 mm	-	305 mm	40 mm	ISO 3310/1
60.158.006700	6.70 mm	-	305 mm	40 mm	ISO 3310/1
60.158.007100	7.10 mm	-	305 mm	40 mm	ISO 3310/1
60.158.008000	8.00 mm	-	305 mm	40 mm	ISO 3310/1
60.158.009000	9.00 mm	-	305 mm	40 mm	ISO 3310/1
60.158.009500	9.50 mm	-	305 mm	40 mm	ISO 3310/1
60.158.010000	10.00 mm	-	305 mm	40 mm	ISO 3310/1
60.158.011200	11.20 mm	-	305 mm	40 mm	ISO 3310/1
60.158.012500	12.50 mm	-	305 mm	40 mm	ISO 3310/1
60.158.013200	13.20 mm	-	305 mm	40 mm	ISO 3310/1
60.158.014000	14.00 mm	-	305 mm	40 mm	ISO 3310/1
60.158.016000	16.00 mm	-	305 mm	40 mm	ISO 3310/1
60.158.018000	18.00 mm	-	305 mm	40 mm	ISO 3310/1
60.158.019000	19.00 mm	-	305 mm	40 mm	ISO 3310/1
60.158.020000	20.00 mm	-	305 mm	40 mm	ISO 3310/1
60.158.022400	22.40 mm	-	305 mm	40 mm	ISO 3310/1
60.158.025000	25.00 mm	-	305 mm	40 mm	ISO 3310/1
60.158.026500	26.50 mm	-	305 mm	40 mm	ISO 3310/1
60.158.028000	28.00 mm	-	305 mm	40 mm	ISO 3310/1
60.158.031500	31.50 mm	-	305 mm	40 mm	ISO 3310/1
60.158.035500	35.50 mm	-	305 mm	40 mm	ISO 3310/1
60.158.037500	37.50 mm	-	305 mm	40 mm	ISO 3310/1
60.158.040000	40.00 mm	-	305 mm	40 mm	ISO 3310/1
60.158.045000	45.00 mm	-	305 mm	40 mm	ISO 3310/1
60.158.050000	50.00 mm	-	305 mm	40 mm	ISO 3310/1

60.158.053000	53.00 mm	-	305 mm	40 mm	ISO 3310/1
60.158.056000	56.00 mm	-	305 mm	40 mm	ISO 3310/1
60.158.063000	63.00 mm	-	305 mm	40 mm	ISO 3310/1
60.158.071000	71.00 mm	-	305 mm	40 mm	ISO 3310/1
60.158.075000	75.00 mm	-	305 mm	40 mm	ISO 3310/1
60.158.080000	80.00 mm	-	305 mm	40 mm	ISO 3310/1
60.158.090000	90.00 mm	-	305 mm	40 mm	ISO 3310/1
60.158.100000	100.00 mm	-	305 mm	40 mm	ISO 3310/1
60.158.106000	106.00 mm	-	305 mm	40 mm	ISO 3310/1
60.158.112000	112.00 mm	-	305 mm	40 mm	ISO 3310/1
60.158.125000	125.00 mm	-	305 mm	40 mm	ISO 3310/1