



## KAAKBREKER BB 500

Best combination of power and final fineness

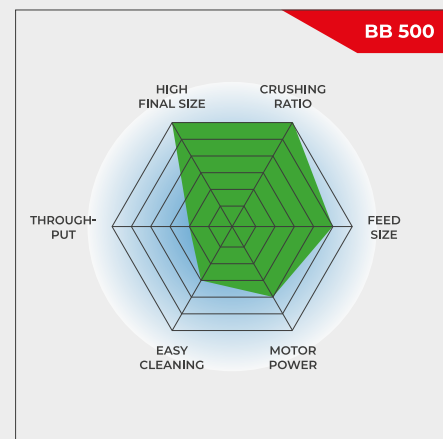
**The Jaw Crusher BB 500 is specifically designed for accepting large feed sizes up to 110 mm. The gap width can be set stepless from 0-11 mm. Depending on the sample material, particle sizes down to 0.5 mm can be obtained in one working run, resulting in an excellent crushing ratio of 220. A throughput of up to 500 kg/h is possible with the BB 500.**

The RETSCH jaw crusher series is available in 8 different sizes. Throughput and final fineness depend on the crusher type, selected gap width and breaking properties of the sample material.

Robust design, simple handling and cleaning are the features of the RETSCH jaw crusher models. Small amounts of sample are processed batchwise; for larger amounts the crushers can be operated continuously.

## ROBUST & VERSATILE

- | Excellent crushing ratio
- | Continuous gap width setting
- | Wide range of materials for contamination free grinding
- | Connector for dust extraction
- | Removable hopper with splash-back protection
- | Longer service life by 180° rotation of the jaws



Best combination of power and final fineness

KAAKBREKER BB 500

## SUPERIORITY IN DETAIL

The BB 500 is a robust and powerful force-fed crusher characterized by its excellent crushing ratio. Thanks to the steep crushing chamber design, the highly effective crushing kinematics and the high frequency of the jaw movement it is possible to process samples with a feed size of up to 110 mm to a final fineness of 90 % below 0.5 mm in one working run.

The continuous gap width setting with scale ensures optimum size reduction in accordance with the set gap width. The receptacle for collecting the sample after crushing keeps up to 15 l sample per batch.

The feed hopper with splash-back protection can be removed quickly and easily. The BB 500 has a connection for dust extraction and is protected against mechanical overload.

Cleaning the crushing chamber is done quickly and easily thanks to removable hopper and exchangeable jaws and wearing plates.



Scale for continuous gap width setting



Jaws and wearing plates can be replaced

## PROCESS-LINE VERSION

The BB 500 jaw crusher is also available in versions which are suitable for continuous size reduction in online operation, e. g. for quality control during the production process.

These are supplied without feed hopper and motor protection switch. The voltage of the three-phase AC motor will be selected in accordance with the customer's requirements.



KAAKBREKER BB 500

## TYPISCHE MONSTER MATERIALEN

RETSCH's powerful jaw crushers are ideally suited for preliminary crushing of construction materials, ores, granite, oxide ceramics, quartz, slag, silicon, coal, tungsten alloys, cement clinker, etc.




*ferrochrom*



*silicium*



*kwartsiet*



*calcium silicaat*

Bezoek onze toepassingsdatabase om de beste oplossing voor uw monstervoorbereiding of analyse te vinden.


## KAAKBREKER BB 500

### PRINCIPE

De kaakbreker BB 500 is een robuuste en krachtige crusher. Het te malen product wordt ingevoerd langs een trechter met terugspat-veiligheid en komt zo in de maalkamer.

Vermaling gebeurt in de geribbelde zone tussen de vaste arme en een snel oscillerende arm (hoge, vaste frequentie). Deze beweging garandeert een consistente spleetbreedte in de slagpositie, zodat de eindfijnheid in één stap kan bereikt worden. Twee massieve vliegwielen brengen de hoge impulskrachten over op de kaken. Dankzij het innovatieve ontwerp, kunnen de beide zijden van de breekplaten gebruikt worden (180° rotatie).

Van zodra het product kleiner is dan de ingestelde spleetbreedte, vallen de deeltjes in een uitneembare opvangbak. De traploos instelbare spleetbreedte garandeert een reproduceerbaar resultaat.



[Klik om video te bekijken](#)

KAAKBREKER BB 500

## TECHNISCHE GEGEVENS

<b>Toepassingen</b>	Grove en voorvermaling
<b>Toepassingsdomein</b>	Milieu / Recycling, bouwmaterialen, chemie / kunststoffen, engineering / electronica, geologie / metallurgie, glas / keramiek
<b>Toevoermateriaal</b>	medium-hard, hard, breekbaar, taai
<b>Maalprincipe</b>	Druk
<b>Korrelgrootte materiaal*</b>	< 110 mm
<b>Eindfijnheid*</b>	90% < 0.5 mm
<b>Doorvoer*</b>	500 kg/h
<b>Materiaal van maalwerktuigen</b>	mangaanstaal, NiHard 4
<b>Kaakbreedte</b>	250 x 130 mm
<b>Instelling spleetopening</b>	0 - 11 mm
<b>Weergave spleetopening</b>	schaal
<b>Gescharnierde trechter</b>	Ja
<b>Stofextractie-eenheid</b>	Ja
<b>Centrale smeerinstallatie</b>	nee
<b>Proces-lijn versie</b>	optioneel
<b>Opvangcapaciteit</b>	15 l
<b>Aandrijving</b>	3-fasenmotor
<b>Aandrijfvermogen</b>	7.5 kW
<b>Gegevens electriciteit</b>	verschillende spanningen
<b>Aansluiting electriciteit</b>	3-fasen
<b>Beschermingsklasse</b>	IP 55
<b>B x H x D gesloten</b>	930 x 1400 x 1080 mm
<b>Netto gewicht</b>	~ 1000 kg
<b>Standaarden</b>	CE



\*afhankelijk van toegevoerd materiaal en configuratie/instellingen van toestel

[www.retsch.nl/bb500](http://www.retsch.nl/bb500)

## BESTELGEGEVENS

### JAW CRUSHER BB 500



**Jaw Crusher BB 500 complete with breaking jaws, wearing plates, feed hopper, collecting receptacle and base frame**

				<b>kaken / slijtplaten</b>
21.003.0001		BB 500	3~ 400 V, 50 Hz	manganese steel / hardened steel
21.003.0006		BB 500	3~ 400 V, 50 Hz	NiHard 4 / hardened steel

**andere spanningsvarianten aan dezelfde prijs op aanvraag**

### VERSION FOR INTEGRATION

**Version for integration into a system at the customer's location, with manufacturer's declaration according to EC machine directive, with three-phase motor, without hopper, frame and protective motor switch**

21.003.0003		BB 500	3~ 400 V, 50 Hz	manganese steel / hardened steel
21.003.0007		BB 500	3~ 400 V, 50 Hz	NiHard 4 / hardened steel

### CYCLONE FOR BB 500

**CYCLONE SET WITH HOLDER, FDA CERTIFIED HOSE, LID WITH CONNECTOR FOR VACCUUM CLEANER AND SAMPLE OUTLET  
(PLEASE ORDER CASSETTE WITH OUTLET SEPARATELY)**

22.935.0039	Cyclone set with collecting receptacle 30 litres
03.183.0154	Cassette with outlet for use with cyclone
02.605.0420	Adjustable steel connection tubing (316L) for cyclone set
05.707.0208	FDA certified hose, 1.5 m
22.748.0017	Industrial vacuum cleaner Attix, 230 V, 50/60 Hz

### ACCESSORIES JAW CRUSHER BB 500

BREAKING JAWS BB 500

23.048.0033



Kaken, mangaanstaal, 1 paar

23.048.0036

Kaken, NiHard 4, 1 paar

**other materials available on request**

#### WEARING PLATES BB 500

23.711.0025

Slijtplaten, gehard staal, 1 paar

23.711.0030

Slijtplaten, NiHard 4, 1 paar

**other materials available on request**

#### FURTHER ACCESSORIES BB 500

23.003.0025

Opvangbak, standard steel, powder coated, 15 litres

05.045.0528

Collecting receptacle for cyclone set 22.935.0039, 30 litres