



TROMMELMOLEN TM 300

The TM 300 Drum Mill is utilized for preparing granules and powders through a grinding process conducted in either dry or wet conditions. This versatile grinder can function as either a Ball or a Rod Mill by employing the corresponding module. To ensure an efficient grinding process, it is essential to use a sufficient number of balls or rods. Depending on the sample material, a final fineness below 20 microns can be achieved.

The drum mill comprises a gear motor mounted on a robust steel frame, a set of separation grids, and a sample collector. The TM 300 is designed with a yoke and locking mechanism that facilitates easy access to the sample. Cleaning is made convenient by a quick-release locking mechanism, allowing effortless removal of the drum cover.

The TM 300 accepts sample volumes up to 20 l and is therefore also suited for upscaling processes.



[Klik om video te bekijken](#)

TROMMELMOLEN TM 300

BENEFITS AT A GLANCE

TROMMELMOLEN TM 300

SAFE AND CONVENIENT OPERATION

The TM 300 stands out for its user-friendly features. The easy tilt mechanism facilitates the swift and uncomplicated emptying of the grinding jar. The removable sample collector simplifies the sample retrieval process, making it convenient for operators to access their collected materials.

The solid noise-protection hood contributes to a quieter and more comfortable working environment.

The TM 300 is equipped with an emergency switch, providing a quick

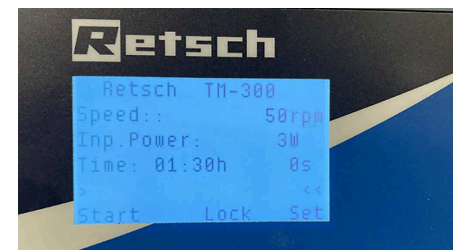
and reliable means to halt the milling process in case of unforeseen circumstances, underscoring the commitment to user safety.

The redesigned drums and drum covers of the TM 300 feature improved handling, allowing the lid to be secured with just one screw for a perfect seal, even during wet grinding.

PARAMETER SETTING

Process parameters like grinding time or start/stop are conveniently set via the TM 300's large display interface. Settings include:

- | Variable speed from 1 to 80 rpm
- | Grinding time of up to 99:59:59 h:min:s
- | Rotation direction, e. g. to reduce caking effects
- | Programmable interval & break options for temperature-sensitive samples
- | Delayed start function




TROMMELMOLEN TM 300

ACCESSORIES FOR EFFECTIVE GRINDING PROCESSES


Catering to various application needs, the TM 300 offers standard **grinding drums** ranging from 5 to 43.4 liters. This ensures that the mill is adaptable to a wide spectrum of processing tasks.

An optional **separation grid** provides convenient separation of balls and sample after the grinding process. It is suitable for grinding balls sized 10, 20 or 30 mm. A connection for dust extraction prevents release of dust.

The grinding jar comes equipped with a **gasket**, ensuring a secure seal for loss-free milling operations. This feature not only enhances the efficiency of the process but also minimizes the risk of material waste.



5-liter Grinding drum



21.7-liter Grinding drum



Separation grid

TROMMELMOLEN TM 300

DRUM FILLING LEVEL FOR GRINDING BALLS AND RODS

While the maximum sample feed size depends on properties like hardness and breaking behaviour, a particle size of approximately 5 mm is ideal for the TM 300. Larger sizes are acceptable but should not exceed 15 mm. For sample lumps which break very easily or for deagglomeration effects, a feed size between 20 and 30 mm is feasible. For such easy-to-process samples, the sample filling level may be increased to 20 l.

If special drums of stainless steel 1.4404 in sizes 21.7 / 10 / 5 l together with grinding balls of steel 1.4404 are employed, it is possible to carry out **wet grinding** in the TM 300. The total filling volume for wet grinding may exceed the recommended amount for dry grinding. It may be helpful to use a large number of small grinding balls to increase friction.

Grinding drum	Mass of grinding balls	Grinding ball size (mm)	Number of rods	Optimum sample volume (l)
5 l	10 kg	<5 10 20 30	-	1 - 1.5
10 l	tot 20 kg	<5 10 20 30	-	2 - 2.5
21.4 l	40 kg	<5 10 20 30	-	4 - 5
43.4 l	-	-	8	9 - 20

TROMMELMOLEN TM 300

FIVE DRUM POSITIONS FOR CONVENIENT HANDLING

The user can set the grinding drums in five different positions which are secured by a screw. This ensures easy filling and emptying of the drum but also improves the mixing and grinding process. The largest rod module of 43.4 l cannot be brought into the mixing position due to lack of space.

Filling position



Mixing position



Grinding position



Emptying position

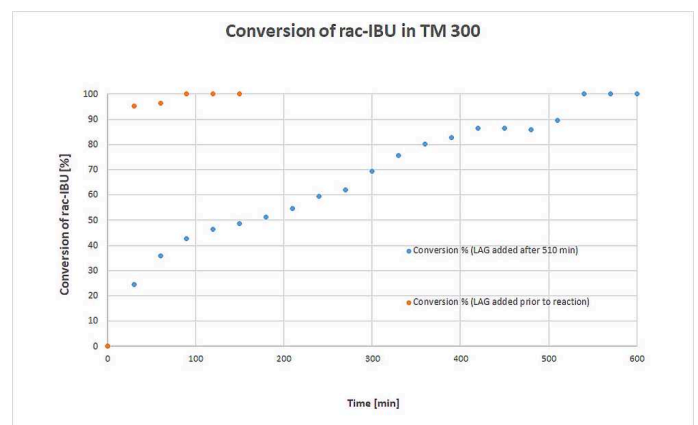


Complete emptying position

TROMMELMOLEN TM 300

THE SOLUTION FOR EFFICIENT AND SUSTAINABLE CO-CRYSTAL SYNTHESIS

The TM 300 is capable of meeting the demands of modern pharmaceutical manufacturing. This can be demonstrated by the example of the mechanochemical synthesis of rac-Ibuprofen:Nicotinamide co-crystals. The TM 300 is an environmentally friendly alternative to conventional solution-based methods. In just 90 minutes, 3.2 kg of co-crystals with a yield of 99 % were produced, using only minimal amounts of solvent in the so-called liquid assisted grinding (LAG) process. This reduces energy consumption compared to conventional methods and drastically minimizes environmental impact.



Conversion of rac-IBU. Blue plot: neat grinding approach with addition of 10 kg of balls (d = 10 mm) after 270 min and 10 kg of balls (d = 30 mm) after 360 min; addition of LAG additive EtOH after 510 min. Orange plot: LAG-assisted approach with EtOH added prior to the reaction and 20 kg balls 10 mm.

Results presented by the research group of Michael Felderhoff [1]

TM 300 enables mechanochemical processes to be carried out on a kilogram scale, opening up new possibilities for sustainable industrial manufacturing processes. Particularly interesting is the minimal metal abrasion – the measured values were well below concerning levels and significantly lower than, for example, in eccentric vibratory mills. The table shows the minimal abrasion values in the TM 300 during the test run.

Sample	Al [ppm]	Cr [ppm]	Co [ppm]	Fe [ppm]	Ni [ppm]
Raw material IBU	11.3	39.0	25.7	71.9	34.9
Raw material Nicotinamid	8.9	33.3	26.7	40.0	33.3
Co-crystals after 30 min	10.8	35.9	30.8	51.3	38.5
After 60 min	11.0	37.0	31.7	63.4	39.6
After 90 min	17.2	43.8	35.9	64.6	45.3

SETUP:

- | 2,03 kg rac IBU; 1,20 kg NIC
- | 10 l drum for wet grinding, 20 kg 10 mm grinding balls stainless steel
- | LAG Ethanol 0.1 ml/g
- | 60 rpm for 90 min
- | 99 % yield

TROMMELMOLEN TM 300

SPECIAL APPLICATION: BOND INDEX TEST

Another application area of the TM 300 is Bond Index Testing. The Bond Work Index is used to assess the grinding efficiency and to calculate the necessary grinding power when choosing comminution equipment in the design phase of, for example, a mining plant. Precise determination of BWI is crucial for the accurate design and estimation of costs linked to the comminution process in industries like cement, mining or steel.

Both the Ball Mill and the Rod Mill module can be used for the process. At least 15 to 20 kg sample material is required to simulate a closed grinding circuit.

BALL MILL MODULE

The Ball Mill Work Index (BWI) is used for the range from 2.1 mm down to 100 µm. The sample needs to be pre-crushed to particle sizes as defined below.

- | Minerals: < 3.35 mm and sieved
- | Drillcore: < 3.35 mm and sieved
- | Half Drillcore: < 3.35 mm and sieved

The optimum number of grinding balls is 285. With the ball diameters varying due to wear, the overall number should be adjusted from time to time to ensure a total mass of 20.125 grams.

The grinding jar of the Bond Index Ball Mill measures 12" x 12" and has well-rounded corners.

ROD MILL MODULE

The Rod Mill Work Index (RWI) is used for particle size determination in a size range from 25 mm down to 2.1 mm. The sample needs to be pre-crushed to particle sizes as defined below.

- | Minerals: < 12.50 mm and sieved
- | Drillcore: < 12.50 mm and sieved
- | Half a drillcore: < 12.50 mm and sieved

The grinding jar for the Bond Index Rod Mill is 12" x 24" in size and has a wave-shaped design.

TROMMELMOLEN TM 300

TYPISCHE MONSTERS


RETSCH trommelmolens zijn echte alleskunnners. Ze homogeniseren bijvoorbeeld: actieve kool, legeringen, bentoniet, beenderen, koolstofvezels, katalysatoren, cellulose, cementklinkers, keramiek, chemische producten, kleimineralen, steenkool, cokes, compost, beton, elektronisch schroot, vezels, gips, glas, haar, hydroxylapatiet, kaoline, kalksteen, metaaloxiden, mineralen, ertsen, verf en lak, papier, farmaceutische producten, pigmenten, planten, polymeren, kwarts, zaden, halfedelstenen, rioolslib, slakken, bodem, weefsel, tabak, afval, hout enz.

HARD-BREEKBAAR: KERAMIEK



5 l sample
21.7 l ball module
Pre-grinding:
40 kg x 20 mm grinding
balls
4 h at 60 rpm
Fine grinding:
40 kg x 10 mm grinding
balls
5 h at 60 rpm

HARD-BREEKBAAR: KUNSTSTOFFEN




4.5 l sample
21.7 l ball module
Pre-grinding:
40 kg x 30 mm grinding
balls
3 h at 60 rpm
Fine grinding:
40 kg x 10 mm grinding
balls
4 h at 60 rpm

MEDIUM-HARD: BODEM



25 kg sample
43.4 l rod module
8 grinding rods
1 h at 80 rpm

VEZELIG-TAAI: ZAAGMEEL



4.2 l sample
21.7 l ball module
40 kg x 30 mm grinding
balls
5 h at 70 rpm

Bezoek onze toepassingsdatabase om de beste oplossing voor uw monstervoorbereiding of analyse te vinden.

TROMMELMOLEN TM 300

PRINCIPE

In een trommelmolen wordt het monster (meestal voorgemalen materiaal) in de trommel met de maalballen geplaatst en aan externe krachten blootgesteld. De kogelmolen wordt gebruikt voor het fijnmalen van vaste stoffen in droge toestand door impact en wrijving. De trommel, die het monster en de maalballen bevat, draait om een horizontale as. Waar deeltjes gemakkelijker breken bij gebruik van grotere kogeldiameters, leiden kleinere diameters tot een aanzienlijk hogere eindfijnheid.

The ball and the rod mill basically have the same concept comprising either a 12"x12" jar with grinding balls or a 12"x24" jar with grinding rods.

The jar is attached to a rotating yoke which is driven by a motor and can be placed in three different positions: Upwards for loading, horizontal for grinding, downwards for discharging.

To carry out the Bond Index test the pre-defined number of grinding balls or grinding rods is required. The electronic control integrated in the drive is equipped with an overload protection and permits and controls different speeds.

During the grinding process the difference in speeds between the balls / rods and grinding jar produces an interaction between frictional and impact forces, which releases the required comminution energy. The interplay between these forces produces a very effective degree of size reduction.

TROMMELMOLEN TM 300

TECHNISCHE GEGEVENS

Toepassingen	pulverizing, mixing used as Bond Index Tester: quantification of grindability of ores and minerals
Toepassingsdomein	biologie, bouwmaterialen, chemie, engineering / electronica, geneesmiddelen / farmaceutica, geologie / metallurgie, glas / keramiek, landbouw, milieu/ recycling
Toevoermateriaal	zacht, hard, breekbaar, vezelig - droog of nat
Maalprincipe	wrijving
Korrelgrootte materiaal*	< 20 mm used as Bond Index Tester: < 3.35 mm with ball module / 12.50 mm with rod module
Eindfijnheid*	< 20 µm used as Bond Index Tester: < 100 µm with ball module / 2,100 µm with rod module
Batchgrootte / Toevoerhoeveelheid*	minimum 1 l / maximum 20 l used as Bond Index Tester: min. 15 kg with ball module / min. 20 kg with rod module
Rotatie snelheid	1 - 80 min ⁻¹ used as Bond Index Tester: 70 min ⁻¹ with ball module / 46 min ⁻¹ with rod module
Aantal maalstations	1
Materiaal van maalwerktuigen	gehard staal, stainless steel used as Bond Index Tester: hardened steel
Maaltrommel afmetingen	5 l / 10 l / 21.7 l / 43.3 l used as Bond Index Tester: 21.7 l with ball module / 43.3 l with rod module
Instelling maalduur	digitaal
Aandrijving	3-fasen asynchroon motor met frequentie omvormer
Aandrijfvermogen	0.75 kW
Gegevens electriciteit	verschillende spanningen
Aansluiting electriciteit	mono fase
Beschermingsklasse	IP 41
Vermogen	~ 1800 VA
B x H x D gesloten	1500 x 1200 x 700 mm

Netto gewicht ~ 306 kg

Standaarden CE

*afhankelijk van toegevoerd materiaal en configuratie/instellingen van toestel

REFERENCES

[1] Jan-Hendrik Schöbel, Frederik Winkelmann, Joel Bicker, and Michael Felderhoff; Mechanochemical kilogram-scale synthesis of rac:ibuprofen:nicotinamide co-crystals using a drum mill; RSC Mechanochemistry, 2025, DOI: 10.1039/D4MR00096J





www.retschnl/tm300

BESTELGEGEVENS

TROMMEL MOLEN TM 300

DRUM MILL TM 300 FOR DRY GRINDING
COMPLETE INCL. DRUM, BASE FRAME, COLLECTING UNIT WITH SEPARATING SCREENS FOR 20 MM BALLS
(PLEASE ORDER BALL FILLING/ROD FILLING SEPARATELY)




Drum

21.301.2001		TM 300	230 V, 50/60 Hz	21,7 l	voor maalkogels	staal 1.0037
21.301.2002		TM 300	230 V, 50/60 Hz	10 l	voor maalkogels	staal 1.0037
21.301.2003		TM 300	230 V, 50/60 Hz	5 l	voor maalkogels	staal 1.0037
21.301.2004		TM 300	230 V, 50/60 Hz	43.4 l	voor maalstaven	staal 1.0037

andere spanningsvarianten aan dezelfde prijs op aanvraag

DRUM MILL TM 300 FOR WET GRINDING
COMPLETE INCL. DRUM, BASE FRAME, COLLECTING UNIT WITH SEPARATING SCREENS FOR 20 MM BALLS
(PLEASE ORDER BALL FILLING/ROD FILLING SEPARATELY)


Drum

21.301.2005		TM 300	230 V, 50/60 Hz	21,7 l	voor maalkogels	stainless st. 1.4404
21.301.2006		TM 300	230 V, 50/60 Hz	10 l	voor maalkogels	stainless st. 1.4404
21.301.2007		TM 300	230 V, 50/60 Hz	5 l	voor maalkogels	stainless st. 1.4404

andere spanningsvarianten aan dezelfde prijs op aanvraag

DRUM MILL TM 300 FOR BOND INDEX TESTING
INCL. DRUM, BASE FRAME, COLLECTING UNIT WITH SET OF SEPARATING SCREENS FOR BALLS/RODS
(PLEASE ORDER BALL FILLING/ROD FILLING SEPARATELY)

Drum

21.301.2008		TM 300	230 V, 50/60 Hz	21,7 l	with rounded corners	voor maalkogels
-------------	---	--------	-----------------	--------	-------------------------	--------------------

21.301.2009



TM 300 230 V, 50/60 Hz 43.4 l

with wave
form

voor
maalstaven

andere spanningsvarianten aan dezelfde prijs op aanvraag

ACCESSORIES TM 300 FOR DRY GRINDING

BALL FILLINGS/ROD FILLING FOR DRY GRINDING, ,

23.455.0018	Kogelvulling, (20 kg) 30 mm Ø	staal 1.3505
23.455.0015	Kogelvulling, (20 kg) 20 mm Ø	staal 1.3505
23.455.0019	Kogelvulling, (20 kg) 10 mm Ø	staal 1.3505
23.455.0020	Kogelvulling, (20 kg) 5 mm Ø	staal 1.3505
23.455.0035	Kogelvulling, (8 kg), 20 mm Ø (6 30 mm Ø kg), 10 mm Ø (6 kg)	staal 1.3505
23.455.0016	Rod (8 pcs.) filling (for drum 43.4 l only)	staal 1.3505

DRUMS FOR DRY GRINDING, ,

23.462.0056	Trommel voor maalkogels 5 liter	Stahl 1.0037
23.462.0058	Trommel voor maalkogels 10 l	Stahl 1.0037
23.462.0060	Trommel voor maalkogels 21.7 liter	Stahl 1.0037
23.462.0062	Trommel voor maalstaven 43.4 liter	Stahl 1.0037

ACCESSORIES TM 300 FOR WET GRINDING

BALL FILLINGS FOR WET GRINDING, ,

23.455.0021	Kogelvulling, (20 kg) 30 mm Ø	roestvrij staal 1.4404
23.455.0022	Kogelvulling, (20 kg) 20 mm Ø	roestvrij staal 1.4404
23.455.0023	Kogelvulling, (20 kg) 10 mm Ø	roestvrij staal 1.4404
23.455.0024	Kogelvulling, (20 kg) 5 mm Ø	roestvrij staal 1.4404
23.455.0036	Kogelvulling, (8 kg), 20 mm Ø (6 30 mm Ø kg), 10 mm Ø (6 kg)	roestvrij staal 1.4404

DRUMS FOR WET GRINDING, ,

23.462.0057	Trommel voor maalkogels 5 liter	roestvrij staal 1.4404
23.462.0059	Trommel voor maalkogels 10 l	roestvrij staal 1.4404
23.462.0061	Trommel voor maalkogels 21.7 liter	roestvrij staal 1.4404

ACCESSORIES TM 300 FOR BOND INDEX TESTING

BALL FILLINGS/ROD FILLING FOR BOND INDEX TESTING

73.455.0018	Ball staal 1.3505 filling	for drum 12" x 12"/21,7 l
73.455.0019	Stavenvulling staal 1.0037	for drum 12" x 24"/43,4 l

other steel materials on request

DRUMS FOR BOND INDEX TESTING

23.462.0063	Trommel with rounded corners 21.7 liter	voor maalkogels	staal 1.0037
23.462.0064	Trommel with wave form 43.4 liter	voor maalstaven	staal 1.0037

other steel materials on request

ACCESSORIES TM 300 FOR DRY GRINDING AND WET GRINDING

SCHEIDINGSROOSTERS

03.407.0144 Scheidingsroosters 28 mm, voor kogels van 30 mm Ø

03.407.0141 Scheidingsroosters 15 mm, voor kogels van 20 mm Ø

03.407.0142 Scheidingsroosters 8 mm, voor kogels van 10 mm Ø