



ЧЕЛЮСТНА ТРОШАЧКА ВВ 300

Versatile unit with a focus on feed size

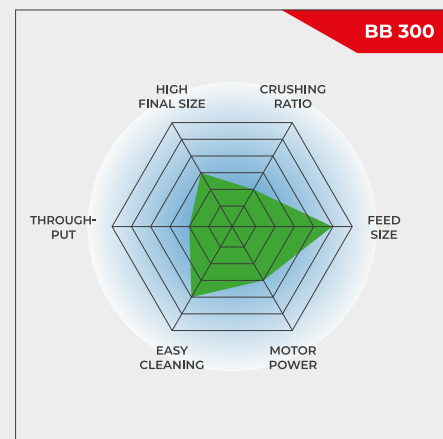
The Jaw Crusher BB 300 is specifically designed for accepting large feed sizes up to 130 mm. The gap width can be set stepless from 1-40 mm. Depending on the sample material, particle sizes down to 5 mm can be obtained, resulting in a crushing ratio of 26. A throughput of up to 600 kg/h is possible with the BB 300.

The RETSCH jaw crusher series is available in 8 different sizes. Throughput and final fineness depend on the crusher type, selected gap width and breaking properties of the sample material.

Robust design, simple handling and cleaning are the features of the RETSCH jaw crusher models. Small amounts of sample are processed batchwise; for larger amounts the crushers can be operated continuously.

ROBUST & VERSATILE

- | Excellent crushing performance
- | Wide range of materials for contamination free grinding
- | Wear compensation with zero-point adjustment
- | Continuous gap width setting
- | Easy-to-clean crushing chamber
- | Suitable for continuous grinding
- | Connector for dust extraction



Versatile unit with a focus on feed size

ЧЕЛЮСТНА ТРОШАЧКА BB 300 SUPERIORITY IN DETAIL

Robust design, simple handling and cleaning are the features of the BB 300 jaw crusher. For sample amounts of up to 35 L the BB 300 can be used batch-wise; for larger amounts it can be operated continuously.

The crushed sample is collected in a removable collector. For larger amounts or continuous crushing operations, the sample collector can be replaced by customer-specific solutions (e.g. a belt conveyor).

A Belleville spring washer integrated in the spindle adjustment provides additional overload protection. The eccentric spindle which moves the crushing arm is driven by a robust brake motor via V-belts. The largest belt pulley also acts as the flywheel to ensure uniform and smooth operation. The BB 300 jaw crusher features maintenance- & lubricant-free sliding bearings.

ЧЕЛЮСТНА ТРОШАЧКА BB 300

WEAR COMPENSATION BY ZERO-POINT ADJUSTMENT

Depending on the material and the throughput, sooner or later the breaking jaws will start to show signs of wear. This means that the set breaking jaw distance or the crushing gap will increase with time. To still be able to obtain reproducible crushing results this wear must be compensated.

RETSCH jaw crushers can be continuously adjusted, allowing for compensation of breaking jaw wear. This is done by slowly altering the gap width setting with the motor running until the breaking jaws are heard to come into contact. The new zero point thus obtained is saved by readjusting the scale.



ЧЕЛЮСТНА ТРОШАЧКА BB 300

USER CONVENIENCE COMBINED WITH MAXIMUM SAFETY

Safety is a top priority with RETSCH jaw crushers. The feed hopper with splash-back protection cannot be accessed by hand. A safety switch and the brake motor ensure an immediate stop if the unit is opened or switched on incorrectly.

For easy cleaning of the crushing chamber, the hinged hopper can be removed in a few simple steps. The jaw crushers run very smoothly and quietly and are virtually maintenance-free.

FOR SAFE AND EFFICIENT CRUSHING PROCESSES

ACCESSORIES FOR THE JAW CRUSHER BB 300

Breaking jaws and wearing plates are available in five different materials to be selected depending on the sample and the analysis to be carried out:

- | манганова стомана
- | неръждаема стомана
- | волфрамов карбид
- | стомана за смилане без присъствие на тежки метали



ЧЕЛЮСТНА ТРОШАЧКА BB 300


JAW CRUSHERS FOR SPECIAL REQUIREMENTS

Apart from the standard model, the BB 300 jaw crusher is also available in special version adapted to particular application requirements.

Heavy-metal free crushing

All jaw crushers are available in a heavy-metal-free version. The BB 300 can also be supplied in a special version suitable for crushing semiconductor materials. This includes plastic lining of feed hopper and receptacle as well as breaking jaws and wear plates of tungsten carbide.

Thus, the sample does not come into contact with metal materials at any point and no abrasion of the grinding tools impairs the purity of the sample material.



Process-line version

The BB 300 jaw crusher is also available in versions which are suitable for continuous size reduction in online operation, e. g. for quality control during the production process.

These are supplied without feed hopper and motor protection switch. The voltage of the three-phase AC motor will be selected in accordance with the customer's requirements.



ЧЕЛЮСТНА ТРОШАЧКА BB 300

ТИПИЧНИ МАТЕРИАЛИ ЗА ПРОБА

RETSCH's powerful jaw crushers are ideally suited for preliminary crushing of construction materials, ores, granite, oxide ceramics, quartz, slag, silicon, coal, tungsten alloys, cement clinker, etc.



бетон



jade



СТЪКЛО



coal


To find the best solution for your sample preparation task, visit our application database.

ЧЕЛЮСТНА ТРОШАЧКА ВВ 300

ПРИНЦИП НА РАБОТА

Челюстната трошачка ВВ 300 е здрав и мощен инструмент за разтрошаване. Захранващият материал преминава през бункера и влиза в смилещата камера. Намаляването на размера се извършва в зона с клиновидна форма между неподвижната и движеща се челюст, посредством ексцентрично движещ се вал.

Чрез елиптични движения се разтрошава пробата, която посредством гравитацията попада надолу. Когато пробата стане по-малка от разстоянието между челюстите тя пада в събирателния колектор. Непрекъснатата настройка на разстоянието между челюстите посредством скала, осигурява оптимално и точно намаляване на размер.



[Click to view video](#)

ЧЕЛЮСТНА ТРОШАЧКА BB 300

TECHNICAL DATA

Приложения	едро смилане и предварително намаляване на размерите
Област на приложение	Химия / пластмаси, геология / металургията, околна среда / рециклиране, строителни материали / електроника, стъкло / керамика
Материали	средно твърди, твърд, крехък, жилави
Принцип на смилане	налягане
Максимален размер на захранващият продукт	< 130 мм
Големина след смилане*	< 5 мм
Производителност*	600kg/h
Материал на смилещите части	манганова стомана, неръждаема стомана, волфрамов карбид, стомана 1.1750 (при проби с изискване на неналичие на тежки метали)
Разстояние между челюстите	138 x 198 мм
Настройване на разстоянието	1 - 40 мм
Изобразяване на разстоянието:	скала
Зануляване разстоянието между челюстите:	да
Отваряне на бункера	да
Прахоуловител	да
Версия за ползване при поточна линия	опция
Капацитет на колектора	27.5 л / 35.4 л
Задвижване	трифазен мотор
Мощност на двигателя	3.0 kW
Данни за електрозахранването	различни напрежения
Захранване	трифазен
Защита	IP 54
Размери затворена	670 x 1450 x 1600 мм
Нетно тегло	~ 700 кг
Стандарти	CE







* в зависимост от захранващия материал и настройките на инструмента*

www.retsch.bg/bb300

ДАННИ ПОРЪЧКА

JAW CRUSHER BB 300



**Jaw Crusher BB 300 complete with breaking jaws and wearing plates
(please order collecting receptacle separately)**

				breaking jaws / wearing plates
20.054.1001		BB 300	3/N~ 400 V, 50 Hz	manganese steel / stainless steel
20.054.1003		BB 300	3/N~ 400 V, 50 Hz	stainless steel / stainless steel
20.054.1013		BB 300	3/N~ 400 V, 50 Hz	tungsten carbide / stainless steel
20.061.0001	 	BB 300	3~ 400 V, 50 Hz	tungsten carbide / tungsten carbide, all parts coming into contact with the sample are heavy-metal-free
20.054.1006		BB 300	3/N~ 400 V, 50 Hz	steel 1.1750 / steel 1.0344, for grinding without heavy-metal contamination

other electrical versions available for the same price



JAW CRUSHER BB 300 VERSION FOR INTEGRATION

Version for integration into a system at the customer's location, with manufacturer's declaration according to EC machine directive, with three-phase motor (voltages on request), without hopper and protective motor switch

20.057.1001		BB 300	manganese steel / stainless steel
20.057.1002		BB 300	stainless steel / stainless steel

COLLECTING RECEPTACLES BB 300




05.045.0048		Collecting receptacle galvanized steel 27.5 litres
-------------	---	--

05.045.0049		Collecting receptacle plastic 35.4 litres
22.906.0001		Carriage for collecting receptacle, capacity up to 150 kg


ACCESSORIES BB 300

1)

BREAKING JAWS BB 300

22.048.0007		Breaking jaws manganese steel 1 pair
22.048.0008		Breaking jaws неръждаема стомана 1 pair
22.048.0021		Breaking jaws tungsten carbide 1 set
22.048.0025		Breaking jaws tungsten carbide 1 set, for jaw crusher 20.061.0001
22.048.0019		Breaking jaws steel 1.1750 1 pair, for grinding without heavy-metal contamination

WEARING PLATES BB 300

22.711.0004		Wearing plates неръждаема стомана 1 pair
22.711.0014		Wearing plates tungsten carbide 1 pair, for jaw crusher 20.061.0001
22.711.0013		Wearing plates steel 1.0344 1 pair, for grinding without heavy-metal contamination

FURTHER ACCESSORIES

02.785.0273

Infeed hopper for batch loading

22.351.0004



V-belt, 1 set (4 pieces)