



## СИТОВА МАШИНА AS 200 DIGIT CA

Аналитичните **ситови машини** от серията AS 200 се използват за научни изследвания, контрол на качеството на суровините, междинните и крайни продукти, както и мониторинг на производството.

**Контролируемият електромагнитен двигател** предлага оптимална адаптация за всеки

продукт. **Фракциите** се разделят дори и при **кратки времена за пресяване**.

AS 200 digit sA е особено препоръчителна когато **контрола над амплитудата**, дигиталното изобразяване височината на вибрациите и времето са задължителни.



## ПРЕДИМСТВА НА ПРОДУКТА

- | НОВО: контрол на амплитудата
- | подходящ за сухо и мокро пресяване
- | отлична ефективност на разделяне, дори и при кратки времена за работа
- | ефективен електромагнитен двигател
- | 3-D подхвърлящо движение, което осигурява оптимално използване на цялата площ на ситото и позволява пробата се движи равномерно по цялата повърхност на пресяване
- | без поддръжка
- | височина на стека сита до 510 мм
- | свободно настройване на всички параметри (време, амплитуда)
- | interval operation (fix 10 s)
- | дигитално изобразяване височината на вибрациите и времето
- | лесна работа, ергономичен дизайн

## WET SIEVING WITH VIBRATORY SIEVE SHAKERS

There are many applications for which wet sieving is the best solution, e.g. when the material to be tested is a suspension or when a very fine sample (< 45 µm) that tends to agglomerate needs to be sieved. All vibratory sieve shakers from RETSCH can be used for wet sieving. There are special accessories like clamping lids with spray nozzle and collecting pans with outlet available. By placing RETSCH's venting rings between the sieves, air cushions can expand without letting liquid or sample material escape.



СИТОВА МАШИНА AS 200 DIGIT CA

## АКСЕСОАРИ И ОПЦИИ

RETSCH sieve shakers can be equipped with a variety of accessories to meet a wide range of application requirements.



### Затягащи устройства

Със затягащите устройства RETSCH ситата се захващат безопасно, бързо и удобно на сито. Затягащите устройства „комфорт“ са особено лесни за ползване и спестяват време.

#### Акcesoари за сита

Съдове за събиране, междинни тигани, междинни пръстени и капаци на ситото

#### Акcesoари за мокро сеене

Затягащ капак с дюза, събирателни съдове с

### Пресяващи помощни средства

Верижни пръстени, четки, кубчета, топки (например за намаляване на агломерациите при пресяване на частици <math><100\ \mu\text{m}</math> и поддържане на мрежата свободна).

#### Делители на проби

Значими резултати могат да бъдат получени само ако пробата представлява оригиналния материал. Разделителите на проби произвеждат представителни частични проби, като по този начин осигуряват възпроизводимостта на анализа.

## изход, обезвъздушаващи пръстени.

### Ultrasonic baths and dryers

Suitable for thorough cleaning of test sieves and for quick, gentle drying of samples and sieves.

## EASYSIEVE / EASYSIEVE CFR СОФТУЕР ЗА ОЦЕНКА


EasySieve, the software for particle size analyses, exceeds manual evaluation in many aspects. The software is able to automatically control the necessary measurement and weighing procedures – from the registration of the weight of the sieve up to the evaluation of the data. It is simple and convenient to use and is also available in an FDA 21 CFR Part 11-conform version.




### СИТОВА МАШИНА AS 200 DIGIT CA

## ТИПИЧНИ МАТЕРИАЛИ ЗА ПРОБА

RETSCH's vibratory sieve shakers are ideally suited for separation, fractioning and particle size determination of cement clinker, chemicals, coffee, construction materials, fertilizers, fillers, flours, grains, metals powders, minerals, nuts, plastics, sand, seeds, soils and washing powder.



торове



почва



зърнени храни




строителни материали

To find the best solution for your sample preparation task, visit our application database.

## ПРИНЦИП НА РАБОТА

Всички пресяващи машини от серията AS 200 работят посредством електромагнитен мотор, патентован от RETSCH (EP 0642844). Този мотор приотвежда 3D подхвърлящо движение, което задвижва продукта и го пресява равномерно по цялата повърхност на пресяване. Предимство: висок капацитет, изключително гладка работа, кратки времена за пресяване и висока ефективност на отделяне.



[Click to view video](#)

## TECHNICAL DATA

<b>Приложения</b>	разделяне, фракциониране, определянето на размера на частиците
<b>Област на приложение</b>	биология, геология / металургия, инженеринг / електроника, медицина / фармация, околната среда / рециклиране, селското стопанство, строителни материали, стъкло / керамика, химия / пластмаси, храна
<b>Материали</b>	прахове, насипни материали, суспензии
<b>Обхват на измерване*</b>	20 микрона - 25 мм
<b>Пресяващо движение</b>	подхвърляне под ъгъл
<b>Макс. капацитет</b>	3 кг
<b>Макс. брой на фракциите</b>	9 / 17
<b>Макс. тегло на стека сита</b>	4 кг
<b>Изобразяване на амплитуда</b>	digital, 0.20 - 3.00 mm
<b>Controlled amplitude</b>	да
<b>Дисплей за времето на пресяване</b>	дигитално, 1 - 99 мин.
<b>прекъсната работа</b>	10 сек
<b>Запаметяване на настройки</b>	1
<b>Подходящ за сухо пресяване</b>	да
<b>Подходящ за мокро пресяване</b>	да
<b>USB interface</b>	-
<b>Включват сертификат / може да бъдат калибрирани</b>	-
<b>Диаметри на ситата</b>	100 mm / 200 mm / 203 mm (8")
<b>Макс. височина на стека сита</b>	510 mm
<b>Захващащи устройства</b>	standard, "comfort", each for wet and dry sieving
<b>Защита</b>	IP 21
<b>Данни за електрозахранването</b>	различни напрежения
<b>Захранване</b>	еднофазово
<b>Ш x В x Д</b>	417 x 212 x 384 mm
<b>Нетно тегло</b>	~ 35 кг
<b>Стандарти</b>	CE

\*в зависимост от захранващият материал и настройките на инструмента\*

[www.retsch.bg/as200digit](http://www.retsch.bg/as200digit)

## ДАНИИ ПОРЪЧКА

### VIBRATORY SIEVE SHAKERS AS 200

**Vibratory Sieve Shakers AS 200 for test sieves up to 203 mm / 8" Ø**  
(please order clamping device, test sieves and collecting pan separately)

30.031.0001



AS 200 digit cA, 100–240 V, 50/60 Hz

**other electrical versions available for the same price**

### CLAMPING DEVICES AS 200

**max. number of fractions, for test sieves Ø**

32.662.0002



Clamping device "standard", 9 / 17, 200 / 203 mm Ø

32.662.0001



Clamping device "comfort", 9 / 17, 200 / 203 mm Ø

32.662.0005



Universal clamping device "standard", 9 / 17, 100 – 203 mm Ø

32.662.0004



Universal clamping device "comfort", 9 / 17, 100 – 203 mm Ø

32.662.0007



Universal wet sieving clamping device "standard", 9 / 17, 100 – 203 mm Ø

32.662.0006



Universal wet sieving clamping device "comfort", 9 / 17, 100 – 203 mm Ø

### SIEVE STACKS AND ACCESSORIES AS 200

60.131.000999




Sieve stack consisting of 8 test sieves (ISO 3310-1), 200 mm Ø, 50 mm height (45 µm, 63 µm, 125 µm, 250 µm, 500 µm, 1 mm, 2 mm, 4 mm) and collecting pan

60.150.000999



Sieve stack consisting of 8 test sieves (ASTM E11), 203 mm (8") Ø, 50 mm (2") height (325 mesh, 230 mesh, 120 mesh, 60 mesh, 35 mesh, 18 mesh, 10 mesh, 5 mesh) and collecting pan

### ACCESSORIES AS 200


02.938.0001  Add-on weight 2100 g (two discs) for low loads (< 2 kg) for AS 200 basic

03.243.0044  Rubber disc for sieve plate

99.200.0036 IQ/OQ Documentation for AS 200 digit cA

**[LL:iid.retschnlink\_test\_sieve\_range]**


32.481.0022  Clamping lid with large window of Perspex for test sieves 200/203 mm Ø

32.481.0014  Universal clamping lid with small window for test sieves 100/150/200/203 mm Ø

32.481.0015  Universal wet sieving lid with small window for test sieves 100/150/200/203 mm Ø


**CLAMPING ELEMENTS**


32.142.0001  Clamping nuts, (2 pieces) for clamping device "standard"

32.737.0001  Quick-clamping elements, (2 pieces) for clamping device "comfort" AS 200/300/400


05.114.0061 O-ring for quick-clamping element for AS 200, 1 piece

**CLAMPING RODS**

32.248.0002  Threaded rods, (2 pieces) for clamping device "standard"







32.248.0001  Threaded rods, short, (2 pieces) for clamping of max. 5 test sieves for clamping device "standard"

32.742.0009  Rods, smooth, (2 pieces) for clamping device "comfort" AS 200


32.742.0011  Rods, smooth, short, (2 pieces) for clamping of max. 5 test sieves for clamping device "comfort" AS 200

**SIEVING AIDS**

32.365.0001  Chain ring for test sieves 200 mm and 203 mm Ø to support horizontal sieving

32.050.0001		Brushes, 3 pieces
32.902.0001		Cubes of polyurethane, 12 x 12 x 12 mm, 10 pieces
32.902.0002		Cubes of polyurethane, 20 x 20 x 20 mm, 10 pieces
32.354.0001		Balls of rubber, 20 mm Ø, 5 pieces
32.354.0002		Balls of agate, 10 mm Ø, 10 pieces
32.354.0004		Balls of steatite, 6 mm Ø, 150 g

#### TEST SIEVE RACK

32.012.0001		Test Sieve Rack for 10 Test Sieves Ø 200 mm/8", height 50 mm/25 mm
-------------	---	--

## ACCESSORIES FOR TEST SIEVES (PANS, RINGS, LIDS)

### FOR TEST SIEVES 200 MM Ø, HEIGHT 50 MM

69.720.0050		Collecting pan	неръждаема стомана	200 mm Ø	height 50 mm
69.220.0050		Intermediate pan	неръждаема стомана	200 mm Ø	height 50 mm
69.121.0050		Intermediate ring	неръждаема стомана	200 mm Ø	height 50 mm
69.520.0051		Sieve lid	неръждаема стомана	200 mm Ø	
69.420.0050		Collecting pan with outlet	неръждаема стомана	200 mm Ø	height 50 mm
69.221.0025		Venting ring for wet sieving	неръждаема стомана	200 mm Ø	height 25 mm
05.114.0174		O-ring for test sieves		200 mm Ø	


FOR TEST SIEVES 200 MM Ø, HEIGHT 25 MM






69.720.0025		Collecting pan, неръждаема стомана, 200 mm Ø, height 25 mm
69.220.0025		Intermediate pan, неръждаема стомана, 200 mm Ø, height 25 mm
69.121.0025		Intermediate ring, неръждаема стомана, 200 mm Ø, height 25 mm
69.520.0051		Sieve lid, неръждаема стомана, 200 mm Ø
69.420.0050		Collecting pan with outlet, неръждаема стомана, 200 mm Ø, height 50 mm
69.221.0025		Venting ring for wet sieving, неръждаема стомана, 200 mm Ø, height 25 mm
05.114.0174		O-ring for test sieves, 200 mm Ø

FOR TEST SIEVES 203 MM Ø / 8" Ø, HEIGHT 2"


69.720.3050		Collecting pan, неръждаема стомана, 8" Ø, height 2"
69.220.3050		Intermediate pan, неръждаема стомана, 8" Ø, height 2"
69.121.3050		Intermediate ring, неръждаема стомана, 8" Ø, height 2"
69.520.3051		Sieve lid, неръждаема стомана, 8" Ø
69.420.3050		Collecting pan with outlet, неръждаема стомана, 8" Ø, height 2"
69.221.3025		Venting ring for wet sieving, неръждаема стомана, 8" Ø, height 1"
05.114.0174		O-ring for test sieves, 8" Ø

FOR TEST SIEVES 203 MM Ø / 8" Ø, HEIGHT 1"

69.720.3025		Collecting pan, неръждаема стомана, 8" Ø, height 1"
-------------	---	---

69.220.3025		Intermediate pan, неръждаема стомана, 8" Ø, height 1"
69.121.3025		Intermediate ring, неръждаема стомана, 8" Ø, height 1"
69.520.3051		Sieve lid, неръждаема стомана, 8" Ø
69.420.3050		Collecting pan with outlet, неръждаема стомана, 8" Ø, height 2"
69.221.3025		Venting ring for wet sieving, неръждаема стомана, 8" Ø, height 1"
05.114.0174		O-ring for test sieves, 8" Ø

#### FOR TEST SIEVES 100 MM Ø

60.010.000100		Collecting pan, неръждаема стомана, 100 mm Ø, height 40 mm
60.220.000100		Intermediate pan, неръждаема стомана, 100 mm Ø, height 40 mm
60.935.000100		Intermediate ring, неръждаема стомана, 100 mm Ø, height 40 mm
60.107.000100		Sieve lid, неръждаема стомана, 100 mm Ø
60.010.100100		Collecting pan with outlet, неръждаема стомана, 100 mm Ø, height 40 mm
05.114.0045		O-ring for test sieves, 100 mm Ø

## TEST SIEVES Ø 200 MM - 50 MM HEIGHT - ISO 3310/1 - STAINLESS STEEL / WIRE GAUZE

	# mm	# mesh no.	Ø	height	standard
60.131.000020	20 µm	-	200 mm	50 mm	ISO 3310/1
60.131.000025	25 µm	-	200 mm	50 mm	ISO 3310/1
60.131.000032	32 µm	-	200 mm	50 mm	ISO 3310/1
60.131.000036	36 µm	-	200 mm	50 mm	ISO 3310/1

60.131.000038	38 µm	-	200 mm	50 mm	ISO 3310/1
60.131.000040	40 µm	-	200 mm	50 mm	ISO 3310/1
60.131.000045	45 µm	-	200 mm	50 mm	ISO 3310/1
60.131.000050	50 µm	-	200 mm	50 mm	ISO 3310/1
60.131.000053	53 µm	-	200 mm	50 mm	ISO 3310/1
60.131.000056	56 µm	-	200 mm	50 mm	ISO 3310/1
60.131.000063	63 µm	-	200 mm	50 mm	ISO 3310/1
60.131.000071	71 µm	-	200 mm	50 mm	ISO 3310/1
60.131.000075	75 µm	-	200 mm	50 mm	ISO 3310/1
60.131.000080	80 µm	-	200 mm	50 mm	ISO 3310/1
60.131.000090	90 µm	-	200 mm	50 mm	ISO 3310/1
60.131.000100	100 µm	-	200 mm	50 mm	ISO 3310/1
60.131.000106	106 µm	-	200 mm	50 mm	ISO 3310/1
60.131.000112	112 µm	-	200 mm	50 mm	ISO 3310/1
60.131.000125	125 µm	-	200 mm	50 mm	ISO 3310/1
60.131.000140	140 µm	-	200 mm	50 mm	ISO 3310/1
60.131.000150	150 µm	-	200 mm	50 mm	ISO 3310/1
60.131.000160	160 µm	-	200 mm	50 mm	ISO 3310/1
60.131.000180	180 µm	-	200 mm	50 mm	ISO 3310/1
60.131.000200	200 µm	-	200 mm	50 mm	ISO 3310/1
60.131.000212	212 µm	-	200 mm	50 mm	ISO 3310/1
60.131.000224	224 µm	-	200 mm	50 mm	ISO 3310/1
60.131.000250	250 µm	-	200 mm	50 mm	ISO 3310/1
60.131.000280	280 µm	-	200 mm	50 mm	ISO 3310/1
60.131.000300	300 µm	-	200 mm	50 mm	ISO 3310/1
60.131.000315	315 µm	-	200 mm	50 mm	ISO 3310/1
60.131.000355	355 µm	-	200 mm	50 mm	ISO 3310/1
60.131.000400	400 µm	-	200 mm	50 mm	ISO 3310/1
60.131.000425	425 µm	-	200 mm	50 mm	ISO 3310/1
60.131.000450	450 µm	-	200 mm	50 mm	ISO 3310/1
60.131.000500	500 µm	-	200 mm	50 mm	ISO 3310/1

60.131.000560	560 µm	-	200 mm	50 mm	ISO 3310/1
60.131.000600	600 µm	-	200 mm	50 mm	ISO 3310/1
60.131.000630	630 µm	-	200 mm	50 mm	ISO 3310/1
60.131.000710	710 µm	-	200 mm	50 mm	ISO 3310/1
60.131.000800	800 µm	-	200 mm	50 mm	ISO 3310/1
60.131.000850	850 µm	-	200 mm	50 mm	ISO 3310/1
60.131.000900	900 µm	-	200 mm	50 mm	ISO 3310/1
60.131.001000	1.00 mm	-	200 mm	50 mm	ISO 3310/1
60.131.001120	1.12 mm	-	200 mm	50 mm	ISO 3310/1
60.131.001180	1.18 mm	-	200 mm	50 mm	ISO 3310/1
60.131.001250	1.25 mm	-	200 mm	50 mm	ISO 3310/1
60.131.001400	1.40 mm	-	200 mm	50 mm	ISO 3310/1
60.131.001600	1.60 mm	-	200 mm	50 mm	ISO 3310/1
60.131.001700	1.70 mm	-	200 mm	50 mm	ISO 3310/1
60.131.001800	1.80 mm	-	200 mm	50 mm	ISO 3310/1
60.131.002000	2.00 mm	-	200 mm	50 mm	ISO 3310/1
60.131.002240	2.24 mm	-	200 mm	50 mm	ISO 3310/1
60.131.002360	2.36 mm	-	200 mm	50 mm	ISO 3310/1
60.131.002500	2.50 mm	-	200 mm	50 mm	ISO 3310/1
60.131.002800	2.80 mm	-	200 mm	50 mm	ISO 3310/1
60.131.003150	3.15 mm	-	200 mm	50 mm	ISO 3310/1
60.131.003350	3.35 mm	-	200 mm	50 mm	ISO 3310/1
60.131.003550	3.55 mm	-	200 mm	50 mm	ISO 3310/1
60.131.004000	4.00 mm	-	200 mm	50 mm	ISO 3310/1
60.131.004500	4.50 mm	-	200 mm	50 mm	ISO 3310/1
60.131.004750	4.75 mm	-	200 mm	50 mm	ISO 3310/1
60.131.005000	5.00 mm	-	200 mm	50 mm	ISO 3310/1
60.131.005600	5.60 mm	-	200 mm	50 mm	ISO 3310/1
60.131.006300	6.30 mm	-	200 mm	50 mm	ISO 3310/1
60.131.006700	6.70 mm	-	200 mm	50 mm	ISO 3310/1
60.131.007100	7.10 mm	-	200 mm	50 mm	ISO 3310/1

60.131.008000	8.00 mm	-	200 mm	50 mm	ISO 3310/1
60.131.009000	9.00 mm	-	200 mm	50 mm	ISO 3310/1
60.131.009500	9.50 mm	-	200 mm	50 mm	ISO 3310/1
60.131.010000	10.00 mm	-	200 mm	50 mm	ISO 3310/1
60.131.011200	11.20 mm	-	200 mm	50 mm	ISO 3310/1
60.131.012500	12.50 mm	-	200 mm	50 mm	ISO 3310/1
60.131.013200	13.20 mm	-	200 mm	50 mm	ISO 3310/1
60.131.014000	14.00 mm	-	200 mm	50 mm	ISO 3310/1
60.131.016000	16.00 mm	-	200 mm	50 mm	ISO 3310/1
60.131.018000	18.00 mm	-	200 mm	50 mm	ISO 3310/1
60.131.019000	19.00 mm	-	200 mm	50 mm	ISO 3310/1
60.131.020000	20.00 mm	-	200 mm	50 mm	ISO 3310/1
60.131.022400	22.40 mm	-	200 mm	50 mm	ISO 3310/1
60.131.025000	25.00 mm	-	200 mm	50 mm	ISO 3310/1
60.131.026500	26.50 mm	-	200 mm	50 mm	ISO 3310/1
60.131.028000	28.00 mm	-	200 mm	50 mm	ISO 3310/1
60.131.031500	31.50 mm	-	200 mm	50 mm	ISO 3310/1
60.131.035500	35.50 mm	-	200 mm	50 mm	ISO 3310/1
60.131.037500	37.50 mm	-	200 mm	50 mm	ISO 3310/1
60.131.040000	40.00 mm	-	200 mm	50 mm	ISO 3310/1
60.131.045000	45.00 mm	-	200 mm	50 mm	ISO 3310/1
60.131.050000	50.00 mm	-	200 mm	50 mm	ISO 3310/1
60.131.053000	53.00 mm	-	200 mm	50 mm	ISO 3310/1
60.131.056000	56.00 mm	-	200 mm	50 mm	ISO 3310/1
60.131.063000	63.00 mm	-	200 mm	50 mm	ISO 3310/1
60.131.071000	71.00 mm	-	200 mm	50 mm	ISO 3310/1
60.131.075000	75.00 mm	-	200 mm	50 mm	ISO 3310/1
60.131.080000	80.00 mm	-	200 mm	50 mm	ISO 3310/1
60.131.090000	90.00 mm	-	200 mm	50 mm	ISO 3310/1
60.131.100000	100.00 mm	-	200 mm	50 mm	ISO 3310/1
60.131.106000	106.00 mm	-	200 mm	50 mm	ISO 3310/1

60.131.112000	112.00 mm	-	200 mm	50 mm	ISO 3310/1
60.131.125000	125.00 mm	-	200 mm	50 mm	ISO 3310/1

## TEST SIEVES Ø 200 MM - 25 MM HEIGHT - ISO 3310/1 - STAINLESS STEEL /WIRE GAUZE

	# mm	# mesh no.	Ø	height	standard
60.122.000020	20 µm	-	200 mm	25 mm	ISO 3310/1
60.122.000025	25 µm	-	200 mm	25 mm	ISO 3310/1
60.122.000032	32 µm	-	200 mm	25 mm	ISO 3310/1
60.122.000036	36 µm	-	200 mm	25 mm	ISO 3310/1
60.122.000038	38 µm	-	200 mm	25 mm	ISO 3310/1
60.122.000040	40 µm	-	200 mm	25 mm	ISO 3310/1
60.122.000045	45 µm	-	200 mm	25 mm	ISO 3310/1
60.122.000050	50 µm	-	200 mm	25 mm	ISO 3310/1
60.122.000053	53 µm	-	200 mm	25 mm	ISO 3310/1
60.122.000056	56 µm	-	200 mm	25 mm	ISO 3310/1
60.122.000063	63 µm	-	200 mm	25 mm	ISO 3310/1
60.122.000071	71 µm	-	200 mm	25 mm	ISO 3310/1
60.122.000075	75 µm	-	200 mm	25 mm	ISO 3310/1
60.122.000080	80 µm	-	200 mm	25 mm	ISO 3310/1
60.122.000090	90 µm	-	200 mm	25 mm	ISO 3310/1
60.122.000100	100 µm	-	200 mm	25 mm	ISO 3310/1
60.122.000106	106 µm	-	200 mm	25 mm	ISO 3310/1
60.122.000112	112 µm	-	200 mm	25 mm	ISO 3310/1
60.122.000125	125 µm	-	200 mm	25 mm	ISO 3310/1
60.122.000140	140 µm	-	200 mm	25 mm	ISO 3310/1
60.122.000150	150 µm	-	200 mm	25 mm	ISO 3310/1
60.122.000160	160 µm	-	200 mm	25 mm	ISO 3310/1
60.122.000180	180 µm	-	200 mm	25 mm	ISO 3310/1
60.122.000200	200 µm	-	200 mm	25 mm	ISO 3310/1
60.122.000212	212 µm	-	200 mm	25 mm	ISO 3310/1

60.122.000224	224 µm	-	200 mm	25 mm	ISO 3310/1
60.122.000250	250 µm	-	200 mm	25 mm	ISO 3310/1
60.122.000280	280 µm	-	200 mm	25 mm	ISO 3310/1
60.122.000300	300 µm	-	200 mm	25 mm	ISO 3310/1
60.122.000315	315 µm	-	200 mm	25 mm	ISO 3310/1
60.122.000355	355 µm	-	200 mm	25 mm	ISO 3310/1
60.122.000400	400 µm	-	200 mm	25 mm	ISO 3310/1
60.122.000425	425 µm	-	200 mm	25 mm	ISO 3310/1
60.122.000450	450 µm	-	200 mm	25 mm	ISO 3310/1
60.122.000500	500 µm	-	200 mm	25 mm	ISO 3310/1
60.122.000560	560 µm	-	200 mm	25 mm	ISO 3310/1
60.122.000600	600 µm	-	200 mm	25 mm	ISO 3310/1
60.122.000630	630 µm	-	200 mm	25 mm	ISO 3310/1
60.122.000710	710 µm	-	200 mm	25 mm	ISO 3310/1
60.122.000800	800 µm	-	200 mm	25 mm	ISO 3310/1
60.122.000850	850 µm	-	200 mm	25 mm	ISO 3310/1
60.122.000900	900 µm	-	200 mm	25 mm	ISO 3310/1
60.122.001000	1.00 mm	-	200 mm	25 mm	ISO 3310/1
60.122.001120	1.12 mm	-	200 mm	25 mm	ISO 3310/1
60.122.001180	1.18 mm	-	200 mm	25 mm	ISO 3310/1
60.122.001250	1.25 mm	-	200 mm	25 mm	ISO 3310/1
60.122.001400	1.40 mm	-	200 mm	25 mm	ISO 3310/1
60.122.001600	1.60 mm	-	200 mm	25 mm	ISO 3310/1
60.122.001700	1.70 mm	-	200 mm	25 mm	ISO 3310/1
60.122.001800	1.80 mm	-	200 mm	25 mm	ISO 3310/1
60.122.002000	2.00 mm	-	200 mm	25 mm	ISO 3310/1
60.122.002240	2.24 mm	-	200 mm	25 mm	ISO 3310/1
60.122.002360	2.36 mm	-	200 mm	25 mm	ISO 3310/1
60.122.002500	2.50 mm	-	200 mm	25 mm	ISO 3310/1
60.122.002800	2.80 mm	-	200 mm	25 mm	ISO 3310/1
60.122.003150	3.15 mm	-	200 mm	25 mm	ISO 3310/1

60.122.003350	3.35 mm	-	200 mm	25 mm	ISO 3310/1
60.122.003550	3.55 mm	-	200 mm	25 mm	ISO 3310/1
60.122.004000	4.00 mm	-	200 mm	25 mm	ISO 3310/1
60.122.004500	4.50 mm	-	200 mm	25 mm	ISO 3310/1
60.122.004750	4.75 mm	-	200 mm	25 mm	ISO 3310/1
60.122.005000	5.00 mm	-	200 mm	25 mm	ISO 3310/1
60.122.005600	5.60 mm	-	200 mm	25 mm	ISO 3310/1
60.122.006300	6.30 mm	-	200 mm	25 mm	ISO 3310/1
60.122.006700	6.70 mm	-	200 mm	25 mm	ISO 3310/1
60.122.007100	7.10 mm	-	200 mm	25 mm	ISO 3310/1
60.122.008000	8.00 mm	-	200 mm	25 mm	ISO 3310/1
60.122.009000	9.00 mm	-	200 mm	25 mm	ISO 3310/1
60.122.009500	9.50 mm	-	200 mm	25 mm	ISO 3310/1
60.122.010000	10.00 mm	-	200 mm	25 mm	ISO 3310/1
60.122.011200	11.20 mm	-	200 mm	25 mm	ISO 3310/1
60.122.012500	12.50 mm	-	200 mm	25 mm	ISO 3310/1
60.122.013200	13.20 mm	-	200 mm	25 mm	ISO 3310/1
60.122.014000	14.00 mm	-	200 mm	25 mm	ISO 3310/1
60.122.016000	16.00 mm	-	200 mm	25 mm	ISO 3310/1
60.122.018000	18.00 mm	-	200 mm	25 mm	ISO 3310/1
60.122.019000	19.00 mm	-	200 mm	25 mm	ISO 3310/1
60.122.020000	20.00 mm	-	200 mm	25 mm	ISO 3310/1
60.122.022400	22.40 mm	-	200 mm	25 mm	ISO 3310/1
60.122.025000	25.00 mm	-	200 mm	25 mm	ISO 3310/1
60.122.026500	26.50 mm	-	200 mm	25 mm	ISO 3310/1
60.122.028000	28.00 mm	-	200 mm	25 mm	ISO 3310/1
60.122.031500	31.50 mm	-	200 mm	25 mm	ISO 3310/1
60.122.035500	35.50 mm	-	200 mm	25 mm	ISO 3310/1
60.122.037500	37.50 mm	-	200 mm	25 mm	ISO 3310/1
60.122.040000	40.00 mm	-	200 mm	25 mm	ISO 3310/1
60.122.045000	45.00 mm	-	200 mm	25 mm	ISO 3310/1

60.122.050000	50.00 mm	-	200 mm	25 mm	ISO 3310/1
60.122.053000	53.00 mm	-	200 mm	25 mm	ISO 3310/1
60.122.056000	56.00 mm	-	200 mm	25 mm	ISO 3310/1
60.122.063000	63.00 mm	-	200 mm	25 mm	ISO 3310/1
60.122.071000	71.00 mm	-	200 mm	25 mm	ISO 3310/1
60.122.075000	75.00 mm	-	200 mm	25 mm	ISO 3310/1
60.122.080000	80.00 mm	-	200 mm	25 mm	ISO 3310/1
60.122.090000	90.00 mm	-	200 mm	25 mm	ISO 3310/1
60.122.100000	100.00 mm	-	200 mm	25 mm	ISO 3310/1
60.122.106000	106.00 mm	-	200 mm	25 mm	ISO 3310/1
60.122.112000	112.00 mm	-	200 mm	25 mm	ISO 3310/1
60.122.125000	125.00 mm	-	200 mm	25 mm	ISO 3310/1