



## РЕЖЕЩА МЕЛНИЦА SM 300

The High-Performance Model with RES Technology

**Cutting mills are suitable for the grinding of soft, medium-hard, tough, elastic, fibrous, and heterogeneous mixes of products.** Thanks to the powerful 3 kW drive with high torque and RES technology, the Cutting Mill SM 300 excels especially in the tough jobs where other cutting mills fail. This mill allows for perfect adaptation to application requirements by variable speed from 100 to 3,000 min<sup>-1</sup>. A range of bottom sieves with aperture sizes from 0.25 - 20 mm is available, ensuring a defined final fineness.



[Click to view video](#)

**"It is a very robust mill that allows us to homogenize samples with a very uniform particle size according to the sieve used and very easy to use. Since it is a very robust equipment, as it is made to last, definitely I would recommend."**

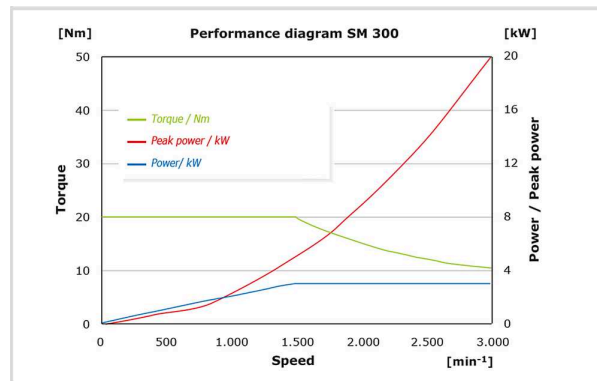
**Jonatan Racancoj**

Cempro-Proverde

## RES TECHNOLOGY - PEAK POWER OF UP TO 20 KW

### HIGH TORQUE & RES TECHNOLOGY

An additional flywheel mass accounts for a very high torque which enables the SM 300 to grind many materials to analytical fineness in only one working run (RES Technology, see graphic on the right). The extra peak power derived from the flywheel mass is used to overcome potential blockages, even when grinding particularly tough materials. Additionally, the RES technology enables quick sample feeding.



The diagram shows the torque (green) and the power (blue) of the drive as well as the temporarily achievable peak power (red) against the speed. The peak power increases over the entire speed range. That means, the higher the speed, the more power is temporarily available for the cutting events.

РЕЖЕЩА МЕЛНИЦА SM 300

## OUR MOST POWERFUL CUTTING MILL FOR A WIDE RANGE OF APPLICATIONS

This video shows the amazing versatility of the SM 300 cutting mill, with a wide range of accessories including different hoppers, collection vessels and rotors to facilitate the feeding and collection of sample materials of different shapes, sizes and quantities. The variable speed allows the perfect cutting parameters to be selected, and the powerful 3 kW motor with RES technology gives the mill maximum pulling power.

Watch the video to see how the SM 300 handles these 8 applications with flying colours:

- | Wood chips: Efficient size reduction of larger sample volumes
- | PC boards: Pulverising solid PCBs with the 6-disc rotor for precious metal analysis
- | Leather and table tennis balls: Comminution of textiles and rubber using the cyclone for rapid sample discharge from the grinding chamber
- | Secondary fuels: Efficient comminution of highly heterogeneous materials for rapid calorific analysis
- | Hay: Reproducible size reduction of fibrous, light and voluminous materials
- | Injection moulding sprues: Grinding at low speeds to minimise fines (dust) content
- | Toys: crushing of tough plastics by embrittling samples with liquid nitrogen

The SM 300 delivers perfect results even for the most demanding grinding tasks!




[Click to view video](#)

РЕЖЕЩА МЕЛНИЦА SM 300  
**SUPERIORITY IN DETAIL**



**DOUBLE ACTING CUTTING BARS**



Ideal for light & heat-sensitive materials

Instead of the gravity outlet, an optionally available cyclone separator can be connected to the SM 300. The use of the cyclone is advantageous, for example, for light and heat-sensitive samples.


- | Increased throughput
- | Improved sample discharge from the grinding chamber
- | Efficient cooling of sample and cutting tools
- | Collecting vessels with 0.25 - 0.5 - 1 - 2 - 5 and 30 liters are available for the cyclone unit

The SM 300 is equipped with double acting cutting bars which substantially increase the number and effectiveness of the cutting events. The parallel section rotor, for example, generates 18 cutting events per rotation.

РЕЖЕЩА МЕЛНИЦА SM 300

## EASY OPERATION & CLEANING

### CONVENIENT OPERATION



[Click to view video](#)

Operation of the SM 300 is exceptionally simple and safe. The push-fit rotor and bottom sieves can be easily removed without tools. A safety switch prevents the mill from being started with the door open. An electronic safety check ensures that the door cannot be opened when the motor is running.

### QUICK AND EASY CLEANING

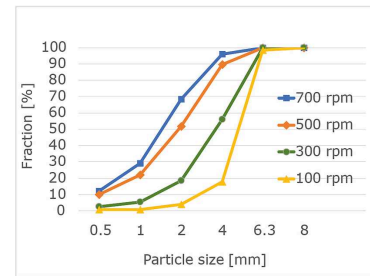


[Click to view video](#)

The hopper can be folded back to get full access to the grinding chamber which, in combination with the smooth surfaces, greatly facilitates cleaning the mill. So does the design of the bottom sieves which reduces trapping of sample pieces to a minimum.

## SPEED REDUCTION - LESS FINES, LESS TEMPERATURE RISE

Reduction of the speed leads to a decreased fine fraction of the sample and to more particles within the desired size range. Especially for this type of application, the lowest speed of the SM 300 was reduced to 100 min<sup>-1</sup>. This is also beneficial for grinding heat-sensitive materials: reduced speed results in less energy input, preventing the sample from getting too warm during the process.



## 316L ВЕРСИЯ ОТ НЕРЪЖДАЕМА СТОМАНА FOODGRADE

За приложения като дребномащабно производство на храни или козметика, SM 300 се предлага във версия 316L FoodGrade от неръждаема стомана. Снабден е с бункер с дълъг запас за лесно подаване на материали като канабис. Всички части, които са в контакт с пробата (шлифовъчна камера, бункер, ротор с паралелна секция, долно сито, изход за проба и незадължителен циклон с 30 л съд) са направени от 316L в тази конфигурация. За рязане на твърди и компактни проби се препоръчва използването на опционален ротор 316L с остриета от неръждаема стомана 1.4122.



РЕЖЕЩА МЕЛНИЦА SM 300

## ACCESSORIES FOR SAFE AND EFFECTIVE GRINDING PROCESSES




### ROTOR TYPES

A parallel section rotor, a 6-disc rotor and a V-rotor are available in stainless or heavy-metal-free steel for optimum adaptation to sample properties.



### HOPPER TYPES

The SM 300 can be equipped either with the universal hopper, which is suitable for most samples, or the long-stock hopper which is specially designed for long samples.



### BOTTOM SIEVES

The bottom sieves with trapezoid or square holes are made of stainless steel or heavy-metal-free steel.

РЕЖЕЩА МЕЛНИЦА SM 300

## ТИПИЧНИ ОБРАЗЦИ НА МАТЕРИАЛИ

RETSCH cutting mills are suitable for a vast range of applications. Typical materials include PET preforms, aluminium slag, animal feed, bones, cables, cardboard, electronic components, feed pellets, foils, food, leather, lignite, material mixtures, non-ferrous metals, paper, pharmaceutical products, plant materials, plastic toys, plastics, polymers, refuse derived fuels, resins, rubber, spices, straw, textiles, waste, wood, etc.



риба



дърво



ядки

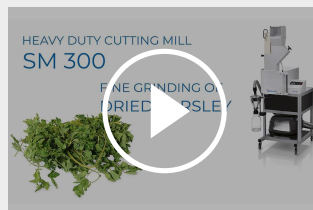


вторични горива,  
биогорива



[Click to view video](#)

Parsley 1



[Click to view video](#)

Parsley 2

To find the best solution for your sample preparation task, visit our application database.

## ПРИЛОЖЕНИЕ **TORREFACTION & BIO-COAL**

Torrefaction is a thermochemical process carried out in the absence of oxygen to cause the partial decomposition of biomass. Water and volatiles are released from the biomass to leave a solid, dry material known as bio-coal. For some applications, bio coal can be used to replace traditional fossil fuels, thus helping to reduce CO<sub>2</sub> emissions.

In this video, both RETSCH cutting mill SM 300 and the CARBOLITE rotating tube furnace TSR have been used as a part of a torrefaction process to create bio-



coal fuel.

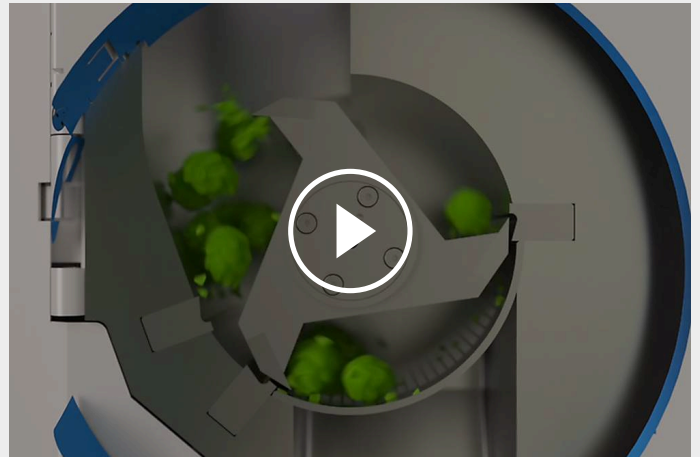
[Click to view video](#)

The Verder Scientific companies provide solutions to support your process every step of the way, from sample preparation and analysis, to heat treatment, and more.

## РЕЖЕЩА МЕЛНИЦА SM 300

### ПРИНЦИП НА РАБОТА

Намаляването на размера на частиците в режещата мелница SM 300 се извършва с помощта на **силите на срязване**. Пробата се смила между ножовете на ротора и неподвижните двойно-действащи ножове на статора. В **6-дисковият ротор** са инсталирани спирално последователно твърди пластини с режещи крайници. Ножовете на **паралелния ротор** са по-мощни и раздробяват пробата с усилен режещ ефект. Допълнителната маса на маховика (RES technology) позволява постигането на изключителна производителност. Благодарение на **вариативната скорост** от 100 до 3,000 об./мин. SM 300 може да се използва за много и различни приложения.



[Click to view video](#)

## РЕЖЕЩА МЕЛНИЦА SM 300 - TECHNICAL DATA

<b>Приложения</b>	намаляване на размера посредством рязане
<b>Област на приложение</b>	биология, медицина / фармация, околна среда / рециклиране, селско стопанство, техника / електроника, химия / пластмаси, храни
<b>Материали</b>	мек, средно твърди, жилави, еластични, влакнести
<b>Принцип на смилане</b>	срязване
<b>Максимален размер на захранващият продукт</b>	< 60 x 80 мм
<b>Големина след смилане*</b>	0.25 - 20 мм
<b>Скорост при 50 Херца (60 Херца)</b>	100 - 3000 min <sup>-1</sup>
<b>Периферна скорост на ротора</b>	4.7 - 20.3 м/с
<b>Диаметър на ротора</b>	129.5 мм
<b>Тип на ротора</b>	parallel section rotor / 6-disc rotor / V-rotor
<b>Видове бункери</b>	универсален, удължен
<b>Материал на смилещите части</b>	неръждаема стомана, стомана за смилане без присъствие на тежки метали, волфрамов карбид
<b>Форма и размери отворите на ситата</b>	трапецовидни отвори 0.25 / 0.50 / 0.75 / 1.00 / 1.50 мм квадратни отвори 2.00 / 4.00 / 6.00 / 8.00 / 10.00 / 20.00 мм
<b>Колектори / обеми</b>	collecting receptacle 5 l / optional: 30 l collecting unit 0.25 / 0.5 l cyclone-suction combination (0.25 l - 30 l)
<b>Задвижване</b>	Трифазен асинхронен мотор с честотен преобразувател
<b>Мощност на двигателя</b>	3 кВт ~ 28.5 kg
<b>Данни за електрозахранването</b>	различни напрежения
<b>Захранване</b>	еднофазово
<b>Моторна спирачка</b>	да
<b>Защита</b>	IP 20
<b>Размери затворена</b>	576 (1080 отворен) x 1677 x 750 мм (с базова рамка и универсален бункер)
<b>Нетно тегло</b>	~ 160 кг
<b>Стандарти</b>	CE






\*в зависимост от захранващия материал и настройките на инструмента\*

[www.retsch.bg/sm300](http://www.retsch.bg/sm300)

## ДАННИ ПОРЪЧКА






### CUTTING MILL SM 300

**Cutting Mill SM 300 complete with collecting receptacle, 5 litres and base frame with wheels  
(please order rotor, hopper and bottom sieve separately)**


20.729.0002		SM 300	220–230 V, 50/60 Hz, with frequency converter for variable speed
20.729.0008	 	SM 300	220–230 V, 50/60 Hz, with frequency converter for variable speed, housing of stainless steel
20.729.0005	 	SM 300	220–230 V, 50/60 Hz, with frequency converter for variable speed, for grinding without heavy-metal contamination

**other electrical versions available for the same price**




#### ROTORS SM 100, SM 200, SM 300

22.608.0022		6-disc rotor, stainless steel, with reversible cutting tips of tungsten carbide
22.608.0028		6-disc rotor, steel 1.0580, with reversible cutting tips of tungsten carbide, for grinding without heavy-metal contamination
22.608.0021		Parallel section rotor, stainless steel
22.608.0018		Parallel section rotor, steel 1.0580, for grinding without heavy-metal contamination
22.608.0034		V-rotor, stainless steel for SM 300

#### HOPPERS












22.785.0001		Universal hopper with plastic plunger for SM 200 / SM 300
22.408.0003		Long stock hopper with wooden plunger for SM 200 / SM 300


#### ADDITIONAL PLUNGERS FOR UNIVERSAL HOPPER

22.725.0010		Plastic plunger
22.725.0011		Wooden plunger
22.725.0012		Aluminum plunger


## BOTTOM SIEVES SM 100, SM 200, SM 300


### BOTTOM SIEVES OF STAINLESS STEEL


03.647.0312		Trapezoid holes	0.25 mm
03.647.0313		Trapezoid holes	0.50 mm
03.647.0314		Trapezoid holes	0.75 mm
03.647.0315		Trapezoid holes	1.00 mm
03.647.0316		Trapezoid holes	1.50 mm
03.647.0317		Trapezoid holes	2.00 mm
03.647.0318		Square holes	2.00 mm
03.647.0319		Square holes	3.00 mm
03.647.0320		Square holes	4.00 mm
03.647.0321		Square holes	6.00 mm
03.647.0322		Square holes	8.00 mm
03.647.0024		Square holes	10.00 mm


03.647.0062  Square holes 20.00 mm

**BOTTOM SIEVES OF STEEL 1.0353 FOR GRINDING WITHOUT HEAVY-METAL CONTAMINATION**

03.647.0325  Trapezoid holes 0.25 mm

03.647.0326  Trapezoid holes 0.50 mm


03.647.0327  Trapezoid holes 0.75 mm

03.647.0328  Trapezoid holes 1.00 mm


03.647.0329 Trapezoid holes 1.50 mm


03.647.0331 Square holes 2.00 mm

03.647.0332 Square holes 3.00 mm

03.647.0333  Square holes 4.00 mm

03.647.0334 Square holes 6.00 mm

03.647.0335  Square holes 8.00 mm

03.647.0359  Square holes 10.00 mm


**ACCESSORIES SM 100, SM 200, SM 300**






**CYCLONE-SUCTION-COMBINATION FOR SM 200 / SM 300**

22.020.0004   Cyclone unit incl. 1 sample bottle 500 ml (to be used with industrial vacuum cleaner)










22.935.0039 Cyclone unit incl. 30 litres collection receptacle (to be used with industrial vacuum cleaner). Requires 02.183.0156 cyclone outlet.

22.748.0005 Industrial vacuum cleaner for mills, 230 V, 50/60 Hz (other electrical versions and spare filter bags available upon request)



22.523.0002  Sample bottles, 500 ml, 10 pieces

22.001.0001		Holder for sample bottles 1 / 2 / 5 litre
05.239.0011		Sample bottle, 1 litre, 1 piece, to be used with holder 22.001.0001
05.239.0010		Sample bottle, 2 litre, 1 piece, to be used with holder 22.001.0001
05.239.0009		Sample bottle, 5 litre, 1 piece, to be used with holder 22.001.0001
22.003.0014		Collecting receptacle, 5 litre, stainless steel, incl. adapter lid

#### COLLECTING RECEPTACLES

22.003.0008		Collecting unit 250 / 500 ml, incl. 2 sample bottles
22.523.0001		Sample bottles, 250 ml, 10 pieces
22.003.0007		Collecting receptacle, 5 litres, stainless steel
05.045.0528		Collecting receptacle, 30 litres
22.187.0006	 	Ring-type filter for collecting receptacle, 5 litres
22.748.0001		Dust filter clamping rings for ring-type filter, incl. 5 dust filters
22.524.0002	 	Dust filters for ring-type filter, 25 pcs.
22.187.0007		Filter hose for collecting receptacle, 5 litres, incl. holder

#### ACCESSORIES FOR ROTORS

22.908.0001		Reversible cutting tip incl. screws, tungsten carbide, for 6-disc rotor (10 pcs.)
22.151.0004		Cutting plates, stainless steel, for parallel section rotor, 1 set (3 pieces)

22.151.0006



Cutting plates, steel 1.1740, for parallel section rotor, 1 set (3 pieces) for grinding without heavy-metal contamination  
for grinding without heavy-metal contamination

#### STATIONARY CUTTING BARS

22.152.0003



Double acting cutting bars, stainless steel, 1 set (3 pieces) for SM 200 / SM 300

22.152.0005



Double acting cutting bars, steel 1.1740,  
1 set (3 pieces)  
for SM 200 / SM 300 for grinding without heavy-metal contamination

22.608.0035

Adjustment aid for cutting bars

#### ADDITIONAL ITEMS SM 100, SM 200, SM 300

22.225.0002



Replacement extraction tool for rotor

22.111.0003

Gasket for door SM 100 / SM 200 / SM 300, 1 piece

## CUTTING MILL SM 300 316L, FOODGRADE

**Cutting Mill SM 300 316L complete with collecting receptacle, 5 litres (316L) and base frame with wheels (please order rotor, hopper and bottom sieve separately)**

20.729.0010



SM 300, 220–230 V, 50/60 Hz, with frequency converter for variable speed, housing and double acting cutting bars of steel 316L, foodGrade

20.729.0011



SM 300, 220–230 V, 50/60 Hz, with frequency converter for variable speed, housing of steel 316L, foodGrade, double acting cutting bars of FDA certified steel, foodGrade

**other electrical versions available for the same price**

#### ROTOR, STEEL 316L, FOODGRADE

22.608.0037

Parallel section rotor, cutting plates of steel 316L, foodGrade

22.608.0038

Parallel section rotor, cutting plates of FDA certified steel, foodGrade

#### HOPPER

22.408.0005

Long stock hopper (316L) with PTFE plunger for SM 300 316L, foodGrade

02.785.0044 PTFE plunger

## BOTTOM SIEVES SM 300 316L, FOODGRADE

### BOTTOM SIEVES OF STEEL 316L, FOODGRADE

03.647.0495  Square holes, 2.00 mm

03.647.0530 Square holes, 4.00 mm

03.647.0496 Square holes, 6.00 mm

03.647.0531 Square holes, 8.00 mm

03.647.0532 Square holes, 10.00 mm

03.647.0533 Square holes, 20.00 mm

03.647.0534 Slotted holes, 3.00 mm

## ACCESSORIES SM 300 316L, FOODGRADE

### CYCLONE-SUCTION-COMBINATION FOR SM 300 316L, FOODGRADE

22.020.0006 Cyclone unit (316L) incl. 1 sample bottle 500 ml  
(to be used with industrial vacuum cleaner)

22.020.0009 Cyclone unit (316L) incl. collecting receptacle, 30 litres, steel 316L and carriage  
for collecting receptacle (to be used with industrial vacuum cleaner)

### COLLECTING RECEPTACLES

22.003.0016 Collecting receptacle, 5 litres, steel 316L, foodGrade

22.003.0017 Collecting receptacle, 30 litres, steel 316L, foodGrade

22.906.0002 Carriage for collecting receptacle 30 litres

### ACCESSORIES FOR PARALLEL SECTION ROTOR

22.151.0009 Cutting plates, steel 316L, for parallel section rotor, 1 set (3 pieces)

22.151.0008 Cutting plates, FDA certified steel, for parallel section rotor, 1 set (3 pieces)

### STATIONARY CUTTING BARS

22.152.0011 Double acting cutting bars, steel 316L, 1 set (3 pieces) for SM 300 316L,

foodGrade

22.152.0010

Double acting cutting bars, FDA certified steel, 1 set (3 pieces) for SM 300 316L,  
foodGrade

## ADDITIONAL ITEMS SM 300 316L, FOODGRADE

99.200.0014



IQ/OQ Documentation for SM 300